

BM.I



REPUBLIC OF AUSTRIA

FEDERAL MINISTRY OF THE INTERIOR

CRIMINAL INTELLIGENCE SERVICE AUSTRIA

Sub-Dept. 3.5

Drug-related Crime

Annual Report

2003

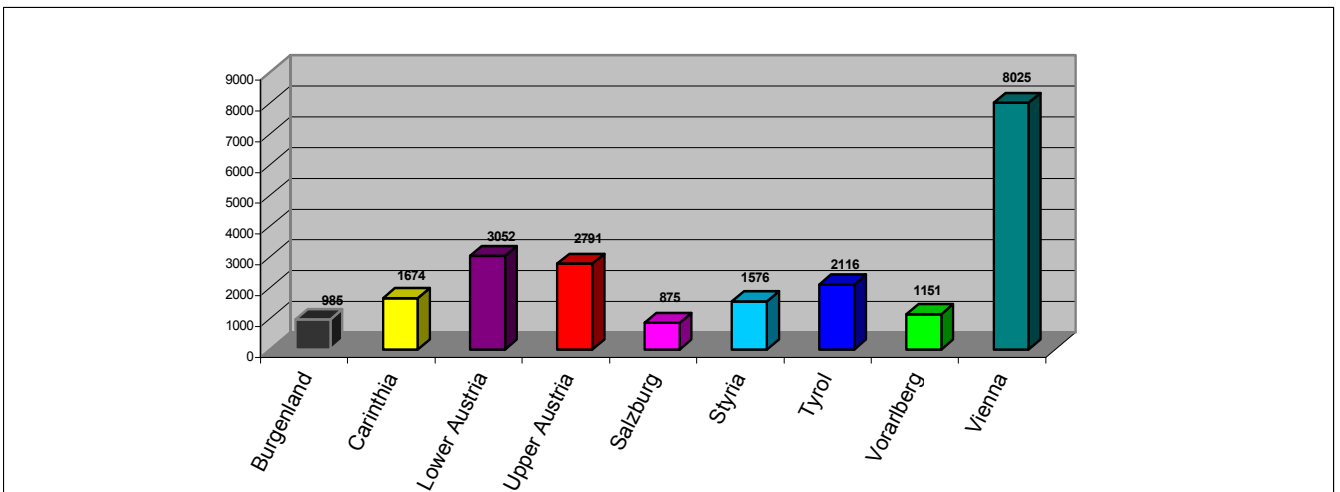
Vienna 2004

Contents

Austria Chart 2003	3
Situation Report 2003	4
Organised illegal traffic in narcotic drugs	5
Situation in the individual provinces	8
Total number of charges	12
Charges / crimes	13
Charges - chart	14
Narcotic drugs - chart - males/females	14
Narcotic drugs - in terms of provinces	15
Narcotic drugs - in terms of provinces - chart Austria	16
Narcotic drugs - chart Vienna	16
Narcotic drugs - chart Vorarlberg	17
Narcotic drugs - chart Tyrol	17
Narcotic drugs - chart Styria	18
Narcotic drugs - chart Salzburg	18
Narcotic drugs - chart Upper Austria	19
Narcotic drugs - chart Lower Austria	19
Narcotic drugs - chart Carinthia	20
Narcotic drugs - chart Burgenland	20
Total number of charges - males/females	21
Total number of charges - first / repeat offender	22
Total number of charges - in terms of occupations	23
Non-Austrians	24
Chart - arrests	25
Chart - charges - non-Austrians	25
Chart - charges - non-Austrians pursuant to §§ 27-32 Austrian Narcotics Act	26
Chart - charges - unidentified suspects – §§ 27-32 Austrian Narcotics Act	26
Chart - charges - Austrian nationals – §§ 27-32 Austrian Narcotics Act	26
Cannabis herb - criminal offences	27
Cannabis resin - criminal offences	28
Cannabis concentrate - criminal offences	29
Cannabis plants - criminal offences	30
Poppy straw - criminal offences	31
Opium, raw - criminal offences	32
Heroin - criminal offences	33
Ecstasy - criminal offences	34
Morphine - criminal offences	35
Cocaine - criminal offences	36
Crack - criminal offences	37
LSD-Trips - criminal offences	38
Amphetamines - criminal offences	39
Metamphetamines - criminal offences	40
Addictive medical drugs - criminal offences	41
Other narcotic drugs - criminal offences	42
Substance I - criminal offences	43
Substance II - criminal offences	44
Pharmaceuticals I - criminal offences	45
Pharmaceuticals II - criminal offences	46
Precursors Category I - criminal offences	47
Precursors Category III - criminal offences	48
Quantities seized Austria	49
Quantities seized Burgenland	50
Quantities seized Carinthia	51
Quantities seized Lower Austria	52
Quantities seized Upper Austria	53
Quantities seized Salzburg	54
Quantities seized Styria	55
Quantities seized Tyrol	56
Quantities seized Vorarlberg	57
Quantities seized Vienna	58
Age groups	59
Chart - total number of charges non-Austrians / Austrians / unidentified	60
Chart - non-Austrians / Austrians – § 28 Austrian Narcotics Act	60
Chart - non-Austrians / Austrians – § 27 Austrian Narcotics Act	60
Reports filed by law enforcement authorities	61

Austria

2003



Drug-related Crime in Austria

Situation Report 2003

General Remarks

In 2003, in total 22,245 persons were charged for violation of the Austrian Narcotics Act. These included 21,780 criminal offences involving narcotic drugs, 461 criminal offences involving psychotropic substances, and 4 involving precursors.

It is to be noted that a/m figures relate to statistics of cases which became known to the law enforcement authorities. Statistical data are based on several factors: apart from the development of drugs crime, the number of officers deployed to combat narcotic drugs, their workload and the priorities given to different drugs are reflected in the statistics.

Drug-related Crime

◆ Narcotics

Number of Reports

In 2003, 21,780 reports were filed with the Austrian justice authorities for violation of the laws on narcotic drugs contained in the Austrian Narcotics Act, which is a decrease by 0.33 percent compared to the previous year.

Regional differences

Naturally, the number of cases varies from province to province:

Burgenland	+ 22.24 %
Carinthia	- 1.01 %
Lower Austria	- 9.10 %
Upper Austria	- 8.91 %
Salzburg	- 37.28 %
Styria	- 17.80 %
Tyrol	- 5.70 %
Vorarlberg	- 9.41 %
Vienna	+ 23.22 %

Criminal offences

In 2003, during the period concerned, there were in total 2,490 cases to be classified as criminal offence, which constitutes an increase of 8.59 percent compared to the same period of 2002.

Misdemeanours

In 2003, in total 19,290 cases presenting misdemeanours became known, which presents a minus of 1.38% compared to 2002.

Drug seizures in terms of street prices

In 2003, inter alia, drugs in following quantities were seized:

- 925.8 kg cannabis products representing a street price of € 2.314,525
- 42.9 kg heroin representing a street price of € 1,501,500
- 58.3 kg cocaine representing a street price of € 2.,15,000
- 422,103 pills of XTC representing a street price of € 1,477,360
- 298 Trips LSD representing a street price of € 4,470

Cannabis herb: The quantity seized in 2003 was 22.87% higher than that seized in 2002, and the number of seizures also rose by 14.15%.

Cannabis resin: The quantity seized in 2003 was 79,53% higher than that seized in 2002, but the number of seizures dropped by 20.08%.

Heroin: The quantity seized in 2003 was 27.91% less than in 2002, while the number of seizures increased by 51.08%.

Cocaine: The quantity seized in 2003 was 58.03% higher than in 2002, and the number of seizures also rose by 47.28%.

Ecstasy: The quantity seized in 2003 was 10.08% higher than in 2002, however, the number of seizures dropped by 10.39%.

LSD: The quantity seized in 2003 was 64.98% lower than that seized in 2002, and 65% less seizures were made.

◆ Psychotropic Substances

In 2003, in total 461 persons were reported for a criminal offence involving psychotropic substances. These included 449 cases of the less serious offence pursuant to § 30 of the Austrian Narcotics Act (ANA), i.e. a decrease of 17.31%), and the charges for the more serious offence pursuant to § 31 of the Austrian Narcotics Act (ANA) dropped from 23 to 21.

As in the past, most of these cases occurred within the jurisdiction of the Vienna Police Directorate. 360 complaints were filed for violation of § 30 and 11 for violation of § 31 of the ANA. In the other Austrian provinces only very few cases involving psychotropic substances became known.

Austrian statistics differentiate between seizures of substances listed in Annexes 1 and 2 of the Psychotropic Substance Regulation, the most important one being the pharmaceutical "Rohypnol", containing the active ingredient "Flunitrazepam".

There have been individual seizures of in total 15,649 pharmaceutical pills containing psychotropic substance as outlined in Annexes 1 and 2 of the Psychotropic Substance Regulation, constituting a decline of 22.07% in comparison to 2002.

◆ Precursors

The Precursor Monitoring Unit dealt in 2003 with in total 93 investigations in relation to precursors and clandestine laboratories, which is an increase by approx. 30%, compared to 60 cases in 2002.

◆ Drug-related crimes committed by Non-Austrians

In 2003, in total 5,041 non-Austrians were reported criminal offences violating the Narcotics Act, which constitutes an increase by 17.42% compared to 2002 (whereas the overall total number of charges dropped by 0.79% compared to 2002).

Organised traffic in illicit drugs

No significant changes have been observed. Austrian nationals still do not play a dominant role with regard to smuggling and dealing with narcotic drugs; the market is more or less dominated by foreign criminal groups. Owing to its geographic location, Austria serves as a transit country along the main smuggling routes to other European countries. As Austria is not a drug producing country, the domestic Austrian market is supplied in the same way.

The main activities of the different criminal organisations vary, depending in what type of drug they have been specialising.

Cocaine

The illegal import of cocaine into Austria is mainly by couriers hired by South-American organisations or African rings. Transport by air is only one method among many other means of transport. In 2003 couriers were also travelling by motor-vehicles or train. Furthermore, smuggling transports with links to Austria have been noted to be utilising sea routes from South-America to Europe.

Austrian nationals were also in 2003 involved as couriers. Apart from couriers from South-American countries, an increasing number of smugglers from African and (future) East-European member states were noted. In some instances, smugglers were found to be Croatian, Yugoslav and Romanian nationals.

The couriers have links to criminal associations in South-America (Colombia, Brazil, Peru, Chile) and/or to the Caribbean (mainly Curacao).

Several seizures of quantities exceeding 500 grams of cocaine were made at the airport, quite often smuggled on behalf of African criminal groups.

As East-European airports are still part of smuggling routes widely used by South-American cocaine cartels, and therefore

only smaller quantities of cocaine arrive at Vienna Airport Schwechat, there has been a significant decrease in smuggling of drugs in luggage in 2003.

However, there were a higher number of instances of smuggling by body packing, or by mail, which might be a consequence of the tightened security controls since the terror attacks in 2001 in the United States.

Black-African rings have already in the past been, and still are; quite active in the field of cocaine smuggling and dealing. They are in fact completely dominating street vending activities – ‘open scene’. Black Africans have not specialised in one type of drug, they smuggle and sell both cocaine and heroin, cannabis products, and in a few cases, have been dealing with synthetic drugs.

The degree of purity of the seized cocaine is in average 40 to 50 percent. In the course of seizures of major quantities, high-quality cocaine of up to 90 percent purity was encountered.

Investigations into criminal associations identified in Austria in 2003, revealed links to numerous other European and Extra-European countries.

Heroin

The Balkan route including its different branches is still the most used smuggling route. Apart from use of the traditional route - Turkey, Bulgaria, Federal Republic of Yugoslavia, Croatia, Slovenia, and Austria - some diversions via Romania, Hungary, Czechia, and Slovakia, have been noted. The ferry connections between Turkey and Italy, and between Albania and Italy, are nowadays also often used for drug transports. Albania and the Kosova are gaining in importance as depositories and as operations base for shipments to the European Union. Flights from Turkey to the Netherlands stopping over in Vienna were also noted in 2003.

The former Eastern bloc countries are still being used as depositories. Criminal groups of Ethnic Albanians are still

responsible for further transport of the heroin to Austria, and from Austria onwards to Western Europe. Major supplies to these depositories, and further distribution are made by Turkish rings.

Within Austria, various groups, mainly consisting of Turks and Ex-Yugoslav nationals are engaged in the further distribution of the heroin. Austrian nationals or nationals from Eastern neighbouring countries are mainly recruited as couriers and small-scale dealers.

Cannabis products

Also in the year under review, 2003, cannabis production in Austria has remained insignificant in international comparison. However, an increase of domestic production for personal use has been noted. It is striking that mixed consumption appears to be on the rise, i.e. cannabis is consumed alternatingly with other narcotics, such as synthetic drugs, the reason being that the different drugs have different effects.

Organised rings of numerous couriers of different nationalities continue to supply the Austrian market. Transport is done by motor-vehicles, scheduled bus lines, or by rail. The cannabis products are imported into Austria several times a month, mainly from the Netherlands, from the so-called Balkan states, Schengen countries, and Switzerland. The quantities transported per trip vary.

Sale in Vienna is in the hands of groups from Ex-Yugoslavia, and as a rule, is effected in restaurants/bars, owned by these people.

Amphetamines and derivates

Trade with and consumption of Ecstasy (MDMA) continues to increase. Ecstasy-pills available in discotheques and meeting places of young people. Ecstasy supply is to a large extent operated by Austrian rings. Most of the pills are smuggled to Austria from the Netherlands.

Austria has recently often been found to serve as transit country for smuggling Ecstasy-pills from the Netherlands to Slovenia, Croatia and Bosnia-Herzegovina. The drug is rule smuggled in cars by criminal groups from the respective country of destination.

The number of seizures of amphetamines rose sharply compared to the previous year. However, this reflects a trend that has been noted in all European countries, not only in Austria.

The majority of the seized amphetamines originates from Poland, smuggling and trade is to a high degree organised by Polish perpetrators.

Drug situation in the individual provinces

Vienna

Heroin and cocaine dealing in Vienna has already for several years been massively dominated by criminals from Nigeria, Sierra Leone and Liberia. Recent developments show greater involvement of suspects from West-African countries, such as Gambia, Guinea, Guinea-Bissau, and in some rare instances, also from the Ivory Coast. Meanwhile, nationals from these countries do not only deal with heroin and/or cocaine, but also distribute cannabis herb at public "in"-locations. As in the past, Black-African rings are characterized by hierarchic structures. In addition, each street runner is under a sub-dealer who in turn is accountable to his chairman.

Thanks to Vienna's excellent public transport system, the suspects are very much on the move. While some years ago, such activities were confined to certain locations in Vienna, today there are trading points in all Vienna districts. It has certainly become more difficult to keep watching the "scene". The Black-African dealers are very flexible and order their customers around by mobile phone. The meeting points vary, deals are also made while riding the underground or the tram.

The pattern followed by Turkish criminal organisations with regard to organised smuggling of and traffic in narcotic drugs has hardly changed. Large quantities of drugs, especially heroin, are transported by land over the so-called Balkan route by car or truck from Asia (Afghanistan, Pakistan) via Turkey to central Europe. Austria, i.e. Vienna, is still popular as transit country, and heroin shipments are smuggled to other EU-countries and to Scandinavia via Austria, i.e. specifically Vienna. In the country of destination, the heroin is distributed among "retailers", and reaches the end-user through different channels. Criminal rings who are residents of Vienna, have created a highly professional drug-wholesale network, esp. heroin. The

individual organisations are led tightly and hermetically separated from each and the kingpins. There are strict hierarchic structures, and total reliability within an organisation is the most important rule in their criminal activities.

Iranian criminal groups have been increasingly coming to notice in Austria.

Other Slav criminal associations are still involved in drug dealing to a fairly considerable extent, focussing on heroin, cocaine, and cannabis products. In 2003 special attention had to be paid to busses from Macedonia and the Kosova.

Lower Austria

Also in 2003, there was a strong increase of drug-related crime in Lower Austria. It is striking that especially in rural areas use of heroin and cocaine was rising. Amphetamines, mainly ecstasy and cannabis products are used in discos and similar establishments.

In 2003, more "indoors-cultivation" - very professionally operated - of cannabis was noted. The purpose was mainly production of marijuana for personal use.

The number of road accidents casualties caused by drivers under the influence of drugs also rose considerably in 2003. In most cases the accident was due to driving a motor-vehicle after having taken drugs in the capital Vienna.

Organised trade in heroin and cocaine is firmly dominated by rings of nationals from Subsaharan Africa.

In most cases the drugs had been smuggled into Austria from Hungary, Slovakia, the Czech Republic, Germany and the Netherlands.

Airport Vienna Schwechat

Vienna airport always has and still does play a special role in the province of Lower Austria. Smuggling of narcotic drugs in luggage has drastically gone down, while smuggling in form of body packing/ swallowing, by mail and express freight was "thriving" in 2003, which appears to

be a consequence of enhanced security measures introduced to combat terrorism.

Countries of origin have remained unchanged: Colombia, Brazil, and Central-American states such as Costa Rica. The Netherlands, Spain and the Caribbean continue to serve as countries of transit and/or depot. Heroin is smuggled to Austria from Turkey and India, here too the Netherlands and Spain are mainly "intermediate depots".

Burgenland

In general, the trend to cultivate cannabis products continue, though most of it is destined for personal use.

However, in the course of major 'festive' events attracting crowds, cannabis use keeps rising.

As in the past, cannabis resin and herb were supplied by small-scale dealers from Vienna, Lower Austria and the Burgenland who themselves bring the drug to the Eisenstadt area.

In 2003, an increase in the use of synthetic drugs (XTC, amphetamines) was also noted.

As described in the 2002-report, the "ant-trade" with heroin and cocaine continued in the southern part of the Burgenland also in 2003. Suppliers were black-African small-scale dealers operating from the capital Vienna.

In 2003, the authorities did not only focus on efficiently prosecuting and solving crimes, priority was also assigned to drug prevention.

Owing to the geographic situation of the Burgenland (Balkan route), the border control posts of Nickelsdorf, Klingenbach and Heiligenkreuz remain potential smuggling gateways to the west.

Carinthia

In general, an increase in use of narcotic substances has been noted, in particular mixed drug use, i.e. a combination of several narcotic substances. In 2003, a

higher amount of "indoors-cultivation" of cannabis for personal use was observed. As regards the drug dealers, a higher number of non-Austrians was noted.

The local cocaine market is mainly supplied from the Netherlands, Italy, Slovenia, and the Austrian capital Vienna. Cocaine is either sold or used as payment for Ecstasy. The majority of the cocaine consumers were without employment!

Dealers of synthetic drugs are to a high degree Austrian nationals. also involved in dealing are nationals from the rest of FR Yugoslavia, Albania and Bosnia, who are staying in Austria as asylum seekers and are unemployed.

Certain activities by nationals from Subsaharan-Africa are worth mentioning: although not seen to be actively dealing with drugs, but appear to be engaged in "reconnaissance". Heroin and cocaine are at present supplied mainly from the Vienna area, and is organised by nationals from Subsaharan-Africa or from Turkey.

Styria

Organised rings make sure there is always ample supply of narcotic drugs, and the demand remains unceasing. Heroin and cocaine are predominantly offered by Black African rings. However, frequently they also recruit "especially trustworthy" customers as sub-dealers. The Austrian authorities have in the past succeeded in curbing the open and aggressive sale by African "street runners", but a renewed increase of their activities has been noted.

Procurement and sale of cocaine, ecstasy and "speed" is mainly in the hands of Albanian, Croatian, and Austrian criminal groups. Ecstasy is sold almost only in discos, during rock concerts and similar major events. Cocaine is to mostly distributed in the sex trade milieu, but also popular among the style-conscious yuppie generation. Increased interest in obtaining precursor substances for the production of ecstasy is being observed.

Sale of amphetamines by Eastern European rings has risen enormously. Cannabis products are still considered incitement drugs which can be easily obtained and "tested". At present, trade with "Substitol" by addicts undergoing therapy, also appears remarkable.

As a consequence of a growing drug crime rate, the number of other crimes committed to get hold of narcotic drugs is also rising.

Upper Austria

The most widely used drug is cannabis. A constant increase was noted compared to the previous years under review. One of the reasons might be the fact that long-term users have begun to cultivate cannabis both indoors and outdoors. Dealers are mainly Turkish nationals or second or third generation ethnic Turks of Austrian nationality.

Raves or clubbings and discos continue to be the main market places for ecstasy and amphetamines and consumption rose again compared to 2002. Small dealers - frequently young jobless Turks or Yugoslavs - aggressively contact and incite young people to buy the substances.

The main countries of origin of ecstasy and cannabis are the Netherlands and the Czech Republic. Transport is done mostly by car or train. Cocaine users and/or suppliers remain in the background. Due to the sinking prices, cocaine is "sniffed inbetween" by otherwise typical amphetamine users. Cocaine trade too is dominated by sub-Saharan African rings.

Heroin abuse is more or less under control. Permanent information campaigns by the CID Advisory Board helped to curb heroin smoking by youngsters. Heroin dealers are as a rule members of Albanian and African rings, while Turkish-Kurdish organisations act as traffickers "on a higher level".

Use of pure opium is found almost only in Iranian or Iraqi circles.

As in 2002 the use of mushrooms, containing psilocybin continued to rise. Mushrooms and cultures can be easily acquired through the internet. Likewise, "smart drugs" - psycho-active substances/ mixtures can be legally bought in so-called "Head-Shops" and "Grow-Shops" or "Ethno-botanics Shops".

Salzburg

As in the past, the drug scene is characterized by potential violence. Likewise, the crime rate with regard to obtaining drugs is constantly rising. Dealers are even more aggressive than before and have no inhibitions to approach by-passers.

Frequently the drugs are transported from the Netherlands to Austria, and operating from Vienna, couriers further distribute the drugs by rail or car to the provinces. Germany and the countries of Ex-Yugoslavia are also markets. After smashing criminal rings from sub-Saharan countries in the city of Salzburg, heroin use went down, and consumption of pills containing morphine went up remarkably.

It should be mentioned that suspects who are residents of Salzburg are involved in organising and trading with major quantities of heroin and cocaine.

Ecstasy and other stimulants are still the most popular drug among young people.

Tyrol

All in all, there were hardly any changes compared to 2002. Leading are cannabis products, followed by ecstasy and cocaine. However, heroin use has gone down in comparison to the previous years under review.

Drugs are smuggled to the region from the Netherlands, Switzerland and Germany. Apart from supply from the Vienna area, drugs are also acquired in the neighbouring former Eastern bloc countries, e.g. Bulgaria. Although most 'customers' would collect the drugs themselves, nationals from Bulgaria

and the Netherlands act as suppliers, some of them settling down in Tyrol. The portion of drugs shipped by mail is rather low. But the province of Tyrol keeps playing a role as transit country for shipment from the Netherlands to Italy. Higher numbers of young asylum seekers from Eastern European countries have come to notice in the city of Innsbruck.

Vorarlberg

In view of the ongoing legalisation of cannabis in Switzerland, smuggling and trade is still increasing. The hemp-shops along the Swiss border still prove to be very attractive for users, who are not only locals, but people who travel to the region from other provinces and also from e.g. Germany. It is to be noted that in some instances the age of 'new' users is already as low as 14.

As regards ecstasy a slight decrease could be seen which might to a certain extent be due to the lack of suitable pubs or bars and to the fact that cocaine is being consumed instead of ecstasy. It was possible to somewhat curb the cocaine scene by identifying and arresting numerous dealers.

Heroin used in Vorarlberg predominantly originates from Switzerland and is distributed by young Turks. This heroin is often of inferior quality (partly below 2%), the quality of heroin seized at the borders ranges from 10 to 12%.

In 2003, cocaine gained in significance. Although cannabis is still the most widespread drug, use of cocaine has most strongly increased. It is also to be noted that many nationals from Yugoslavia and ethnic Albanians act in complicity with Turks.

Reports filed by the law enforcement authorities for violation of the Narcotics Act

Province	2002	2003	Tendency	
			↑↓	↑↓
Burgenland	808	985	↑	177 ↑ 21.91%
Carinthia	1,702	1,674	↓	- 28 ↓ -1.65%
Lower Austria	3,352	3,052	↓	- 300 ↓ -8.95%
Upper Austria	3,060	2,791	↓	- 269 ↓ -8.79%
Salzburg	1,385	875	↓	- 510 ↓ -36.82%
Styria	1,916	1,576	↓	- 340 ↓ -17.75%
Tyrol	2,254	2,116	↓	- 138 ↓ -6.12%
Vorarlberg	1,266	1,151	↓	- 115 ↓ -9.08%
Vienna	6,679	8,025	↑	1346 ↑ 20.15%
Total	22,422	22,245	↓	- 177 ↓ -0.79%

Number of individuals charged under the Narcotics Act

Province	2002	2003	Tendency	
			↑↓	↑↓
Burgenland	781	917	↑	136 ↑ 17.41%
Carinthia	1,501	1,542	↑	41 ↑ 2.73%
Lower Austria	2,975	2,645	↓	- 330 ↓ -11.09%
Upper Austria	2,616	2,467	↓	- 149 ↓ - 5.70%
Salzburg	1,242	789	↓	- 453 ↓ -36.47%
Styria	1,704	1,415	↓	- 289 ↓ -16.96%
Tyrol	1,988	1,890	↓	- 98 ↓ - 4.93%
Vorarlberg	1,156	1,077	↓	- 79 ↓ - 6.83%
Vienna	4,848	6,106	↑	1258 ↑ 25.95%
Total	18,811	18,848	↑	37 ↑ 0.20%

The figures reflect the number of individuals charged under the Narcotics Act with an inaccuracy due to processing of approx. 1.5%.

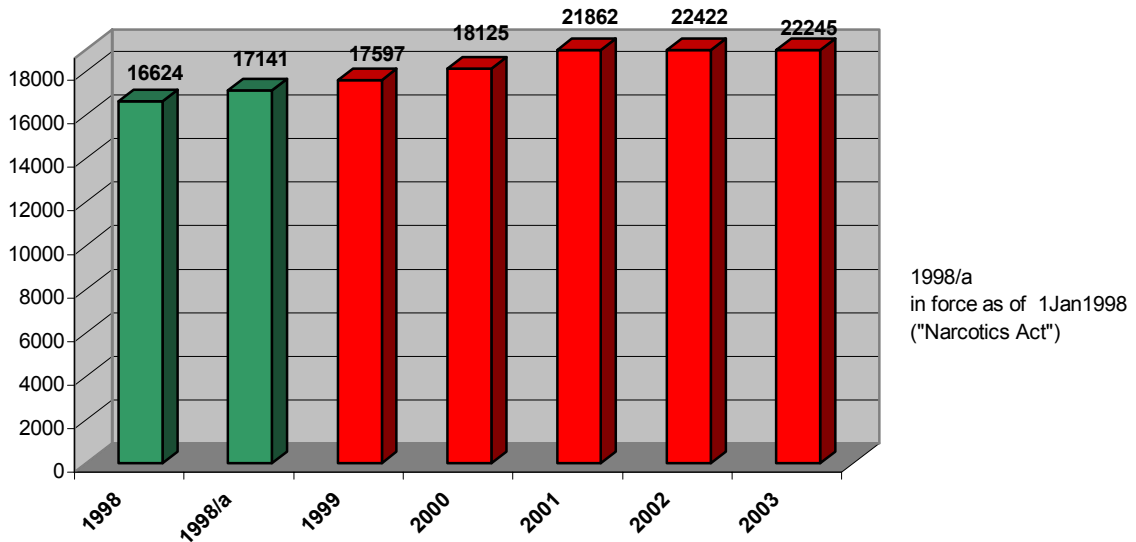
Total number of charges

Violation of sections 27, 28, 29, 30, 31 and 32 of the Narcotics Act

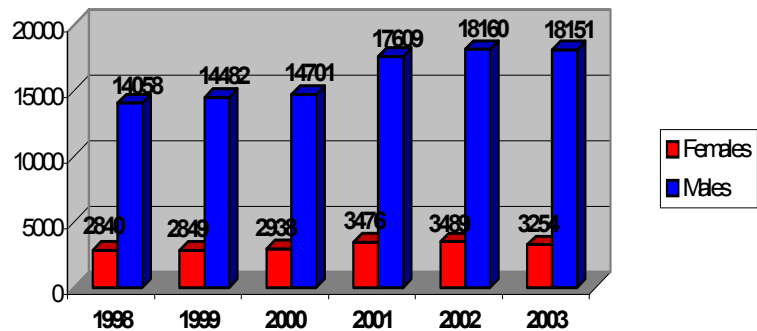
Province	2002	2003	2002 § 27 SMG*	2003 § 27 SMG*	2002 § 28 SMG*	2003 § 28 SMG*	2002 § 29 SMG*	2003 § 29 SMG*	2002 § 30 SMG*	2003 § 30 SMG*	2002 § 31 SMG*	2003 § 31 SMG*	2002 § 32 SMG*	2003 § 32 SMG*
Burgenland	808	985	757	915	48	69	0	0	3	1	0	0	0	0
+/- %		21.91		20.87		43.75		-		-66.67		-		-
Carinthia	1702	1674	1584	1573	92	86	0	0	22	15	4	0	0	0
+/- %		-1.65		-0.69		-6.52		-		-31.82		-		-
Lower Austria	3352	3052	3031	2610	288	407	0	0	27	34	5	1	1	0
+/- %		-8.95		-13.89		41.32		-		25.93		-80.00		-100.00
Upper Austria	3060	2791	2713	2535	341	247	0	0	6	9	0	0	0	0
+/- %		-8.79		-6.56		-27.57		-		50.00		-		-
Salzburg	1385	875	1100	711	284	157	0	0	1	7	0	0	0	0
+/- %		-36.82		-35.36		-44.72		-		600.00		-		-
Styria	1916	1576	1734	1372	176	198	0	0	6	4	0	0	0	2
+/- %		-17.75		-20.88		12.50		-		-33.33		-		-
Tyrol	2254	2116	2124	1971	105	131	0	0	25	14	0	0	0	0
+/- %		-6.12		-7.20		24.76		-		-44.00		-		-
Vorarlberg	1266	1151	1061	965	204	181	0	0	1	5	0	0	0	0
+/- %		-9.08		-9.05		-11.27		-		400.00		-		-
Vienna	6679	8025	5455	6638	755	1014	0	0	452	360	14	11	3	2
+/- %		20.15		21.69		34.30		-		-20.35		-21.43		-33.33
Total	22422	22245	19559	19290	2293	2490	0	0	543	449	23	12	4	4
+/- %		-0.79		-1.38		8.59		-		-17.31		-47.83		-

*) SMG = Austrian Narcotics Act

Charges under the Drug Law/Narcotics Act



Charges under the Narcotics Drugs/Substances Act Comparison Males - Females



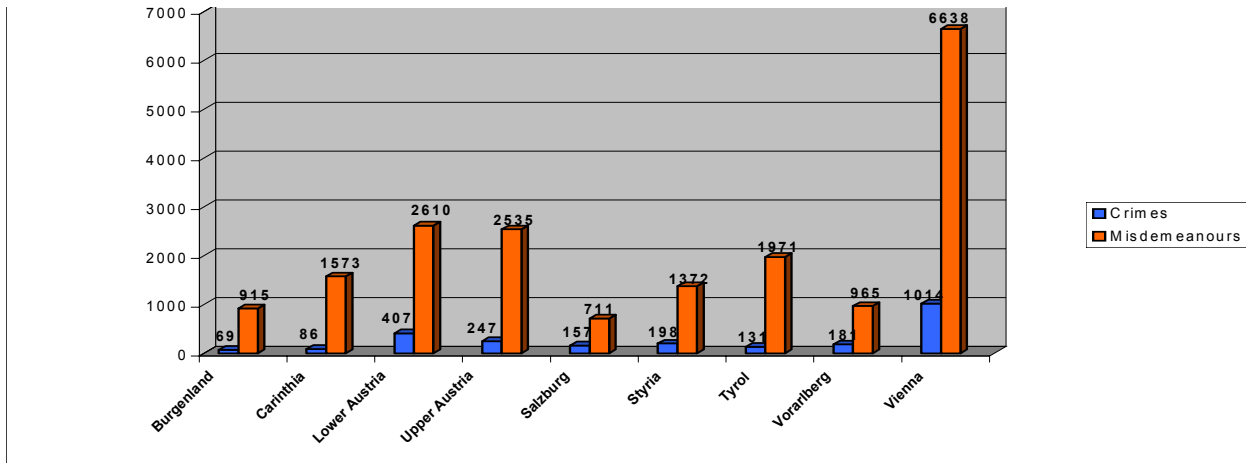
Provinces Compared

(Narcotic Drugs Only)

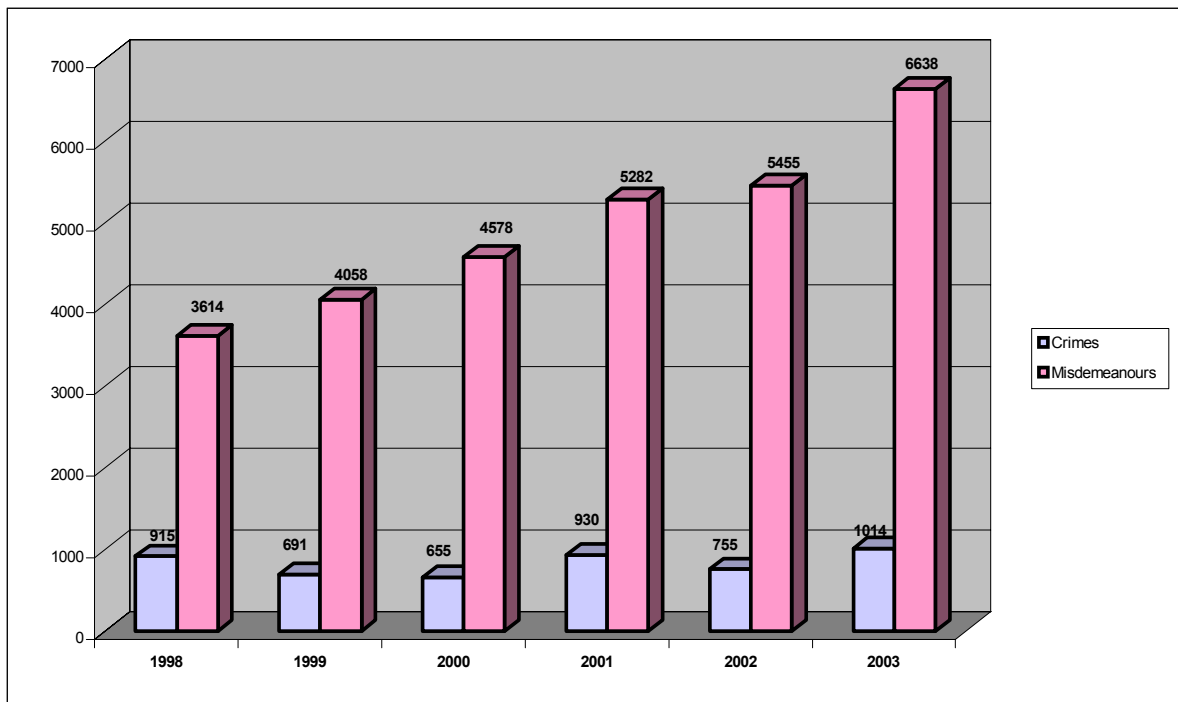
Province	2003	1998	1999	2000	2001	2002	2003	Tendency 2002 - 2003		
								↑↓	%	
Burgenland	Crimes	30	33	37	40	48	69	↑	21	43.75%
	Misdemeanours	674	570	806	672	757	915	↑	158	20.87%
	Total	707	603	843	712	805	984	↑	175	22.24%
Carinthia	Crimes	51	44	52	65	92	86	↓	-6	-6.52%
	Misdemeanours	1022	1156	1036	1693	1584	1573	↓	-11	-0.69%
	Total	1076	1208	1088	1758	1676	1659	↓	-17	-1.01%
Lower Austria	Crimes	494	360	354	304	288	407	↑	119	41.32%
	Misdemeanours	2015	2021	2270	2671	3031	2610	↓	-421	-13.89%
	Total	2519	2389	2624	2975	3319	3017	↓	-302	-9.10%
Upper Austria	Crimes	248	204	160	298	341	247	↓	-94	-27.57%
	Misdemeanours	2079	1741	1727	2379	2713	2535	↓	-178	-6.56%
	Total	2334	1946	1887	2677	3054	2782	↓	-272	-8.91%
Salzburg	Crimes	162	128	99	250	284	157	↓	-127	-44.72%
	Misdemeanours	878	705	619	1221	1100	711	↓	-389	-35.36%
	Total	1053	840	718	1471	1384	868	↓	-516	-37.28%
Styria	Crimes	111	154	133	166	176	198	↑	22	12.50%
	Misdemeanours	856	1208	1172	1435	1734	1372	↓	-362	-20.88%
	Total	973	1367	1305	1601	1910	1570	↓	-340	-17.80%
Tyrol	Crimes	89	147	163	132	105	131	↑	26	24.76%
	Misdemeanours	2110	1986	2524	2317	2124	1971	↓	-153	-7.20%
	Total	2212	2152	2687	2449	2229	2102	↓	-127	-5.70%
Vorarlberg	Crimes	98	195	136	181	204	181	↓	-23	-11.27%
	Misdemeanours	1035	1645	1047	1266	1061	965	↓	-96	-9.05%
	Total	1144	1848	1183	1447	1265	1146	↓	-119	-9.41%
Vienna	Crimes	915	691	655	930	755	1014	↑	259	34.30%
	Misdemeanours	3614	4058	4578	5282	5455	6638	↑	1183	21.69%
	Total	4606	4858	5233	6212	6210	7652	↑	1442	23.22%
Total	Crimes	2198	1956	1789	2366	2293	2490	↑	197	8.59%
	Misdemeanours	14283	15090	15779	18936	19559	19290	↓	-269	-1.38%
	Total	16624	17211	17568	21302	21852	21780	↓	-72	-0.33%

All charges for violation of §28 Narcotics Act are listed under "Crimes"

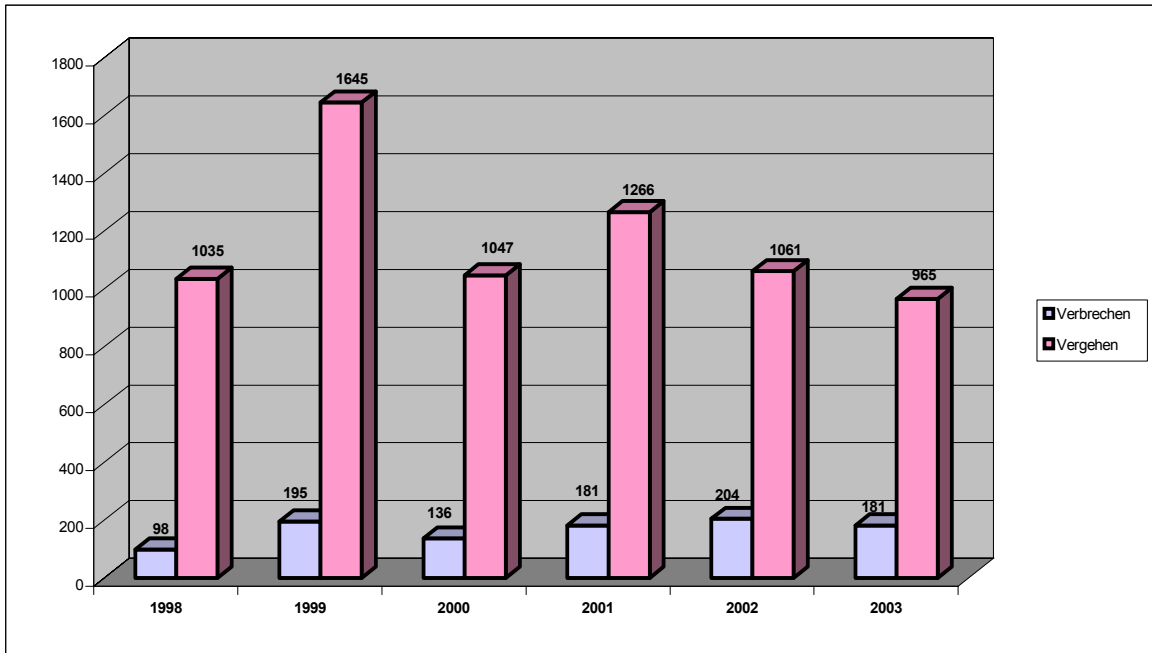
2003
Austria
Narcotic Drugs Only



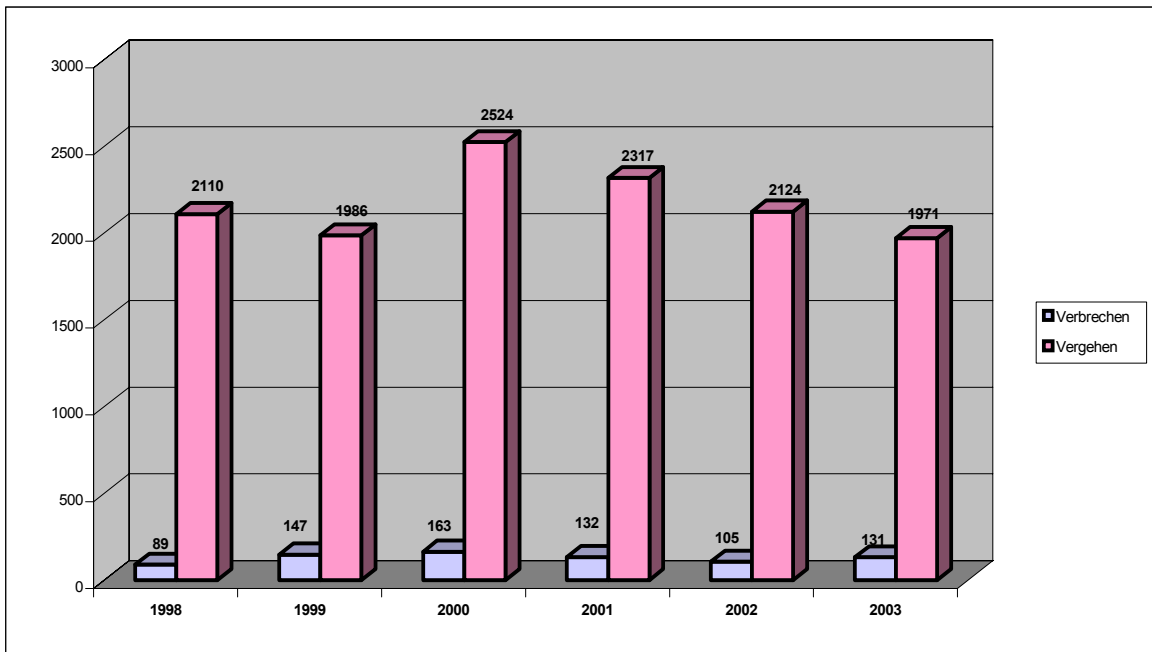
Vienna 1998 - 2003
Narcotic Drugs Only



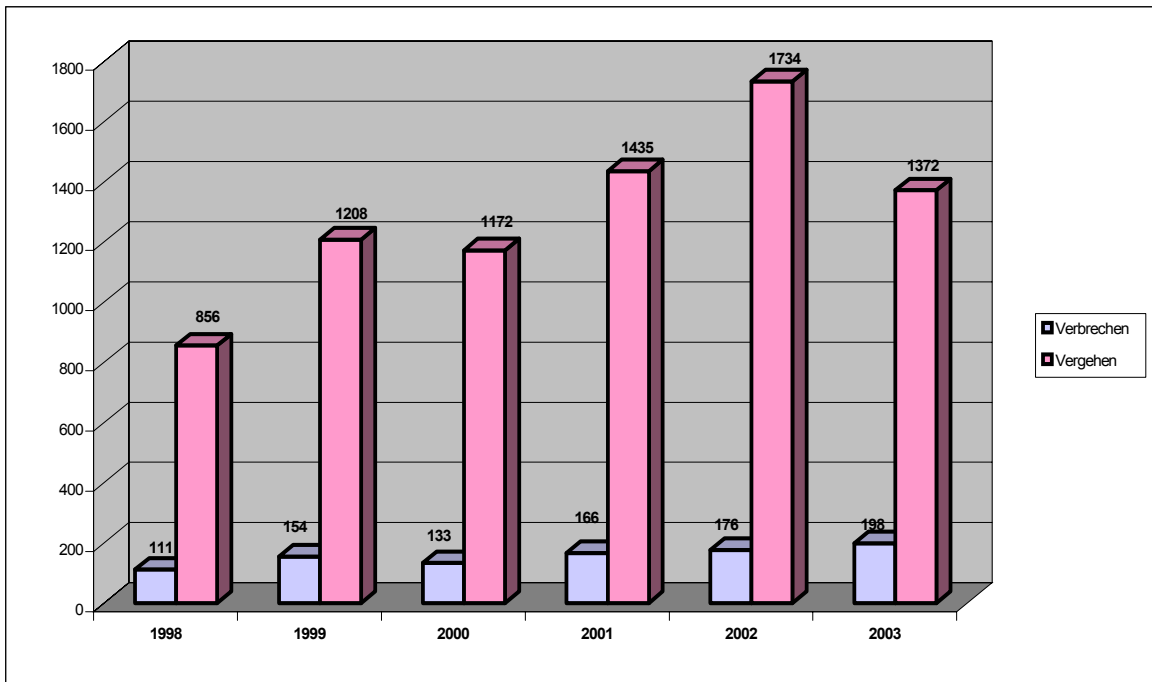
Vorarlberg 1998 - 2003
Narcotic Drugs Only



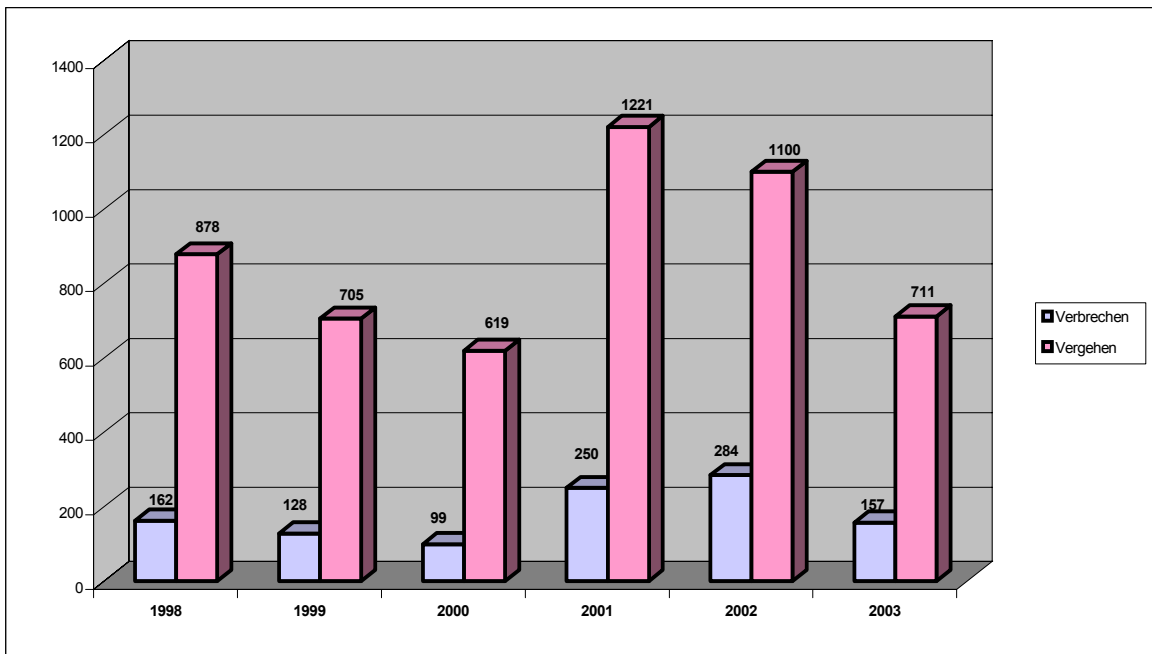
Tyrol 1998 - 2003
Narcotic Drugs Only



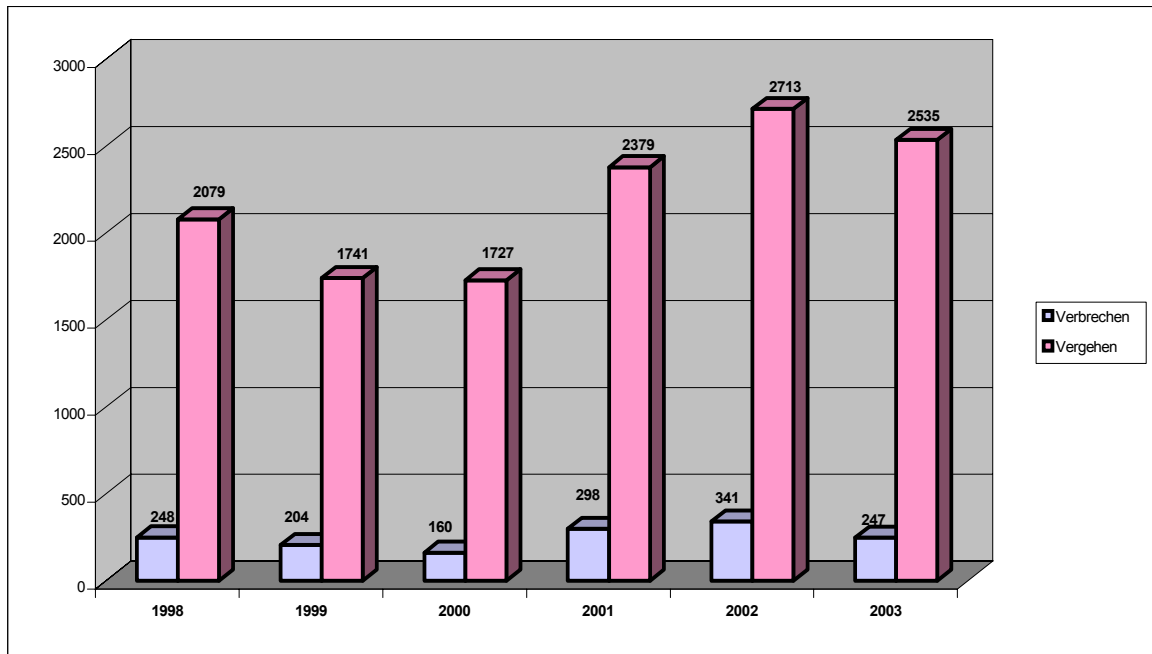
Styria 1998 - 2003
Narcotic Drugs Only



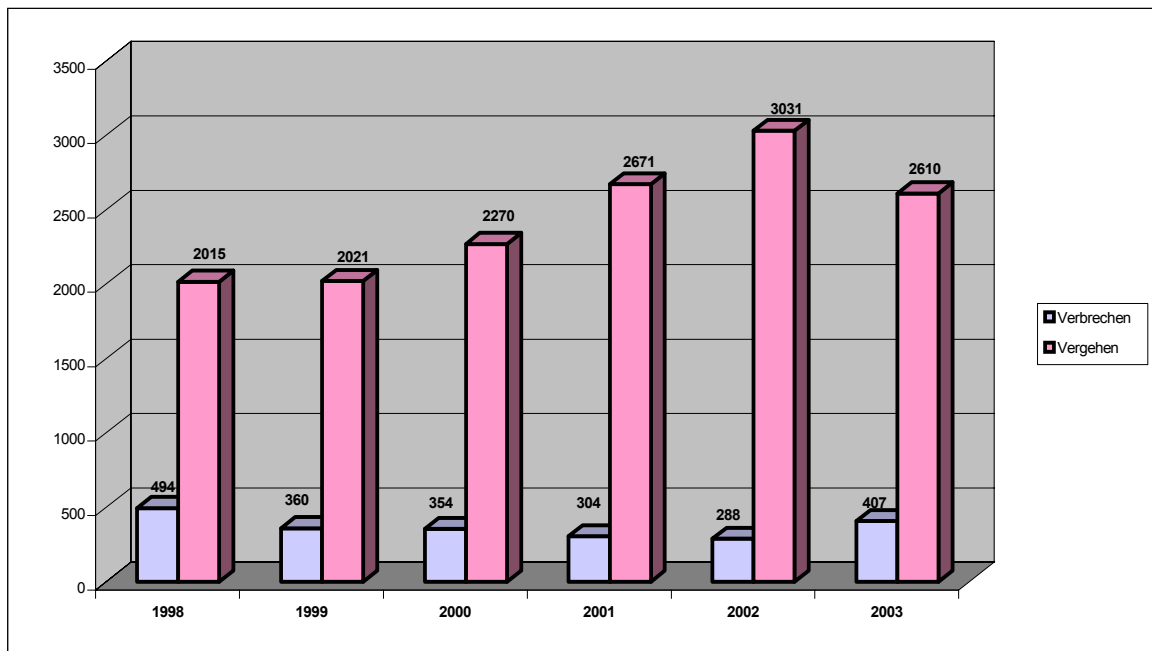
Salzburg 1998 - 2003
Narcotic Drugs Only



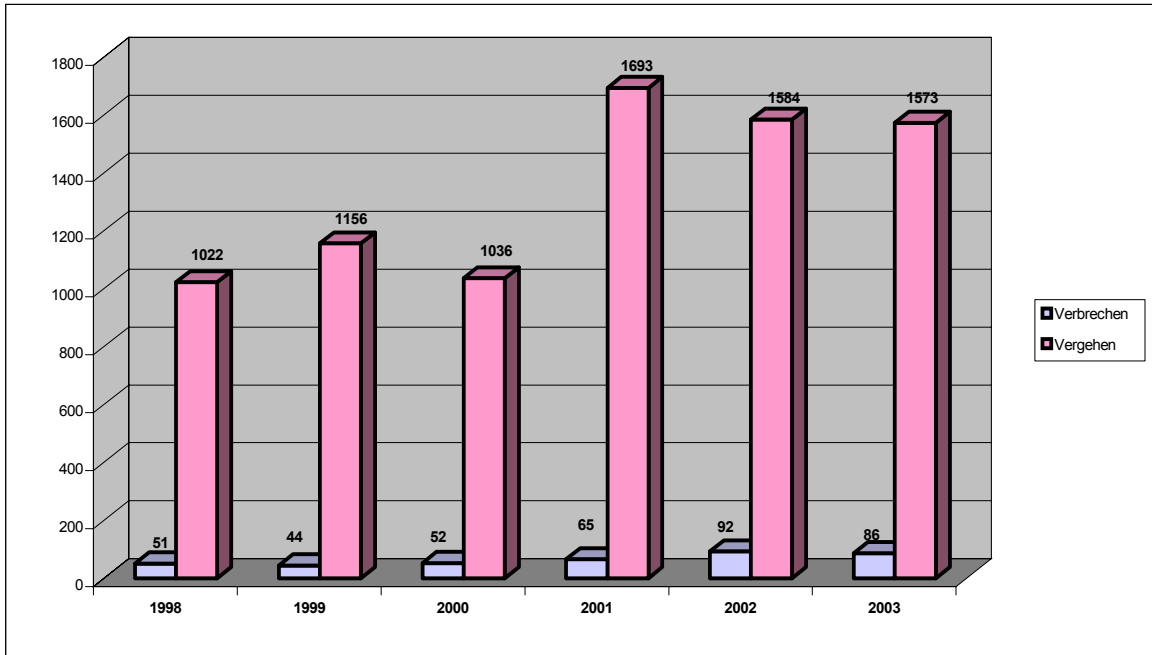
Upper Austria 1998 - 2003 Narcotic Drugs Only



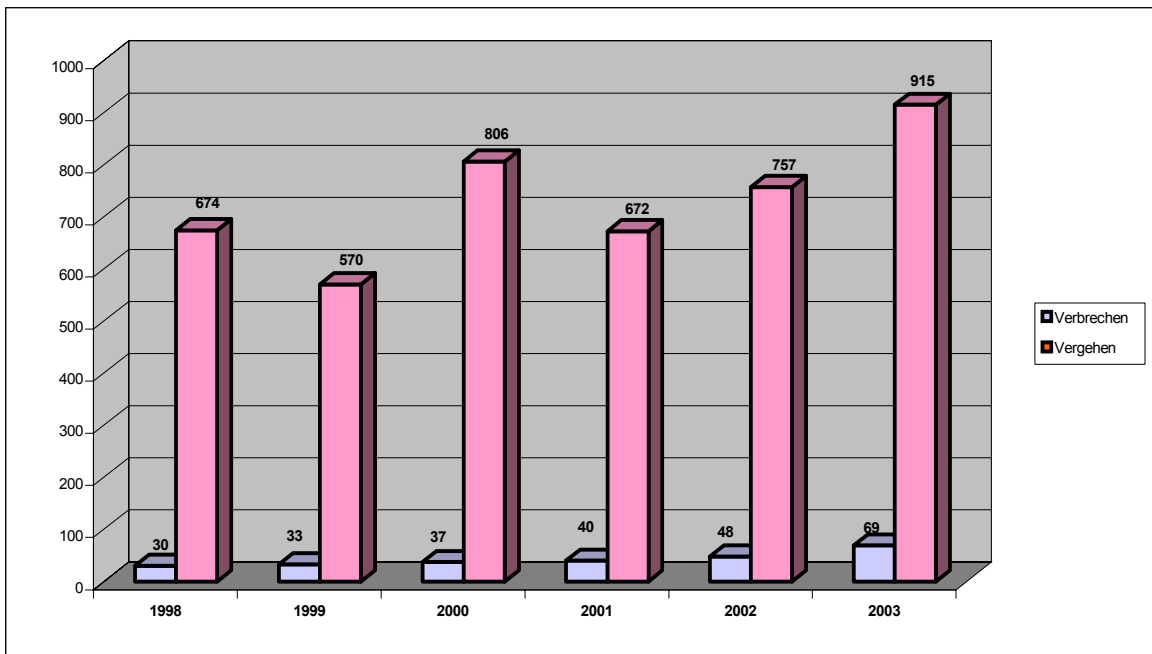
Lower Austria 1998 - 2003 Narcotic Drugs Only



Carinthia 1998 - 2003
Narcotic Drugs Only

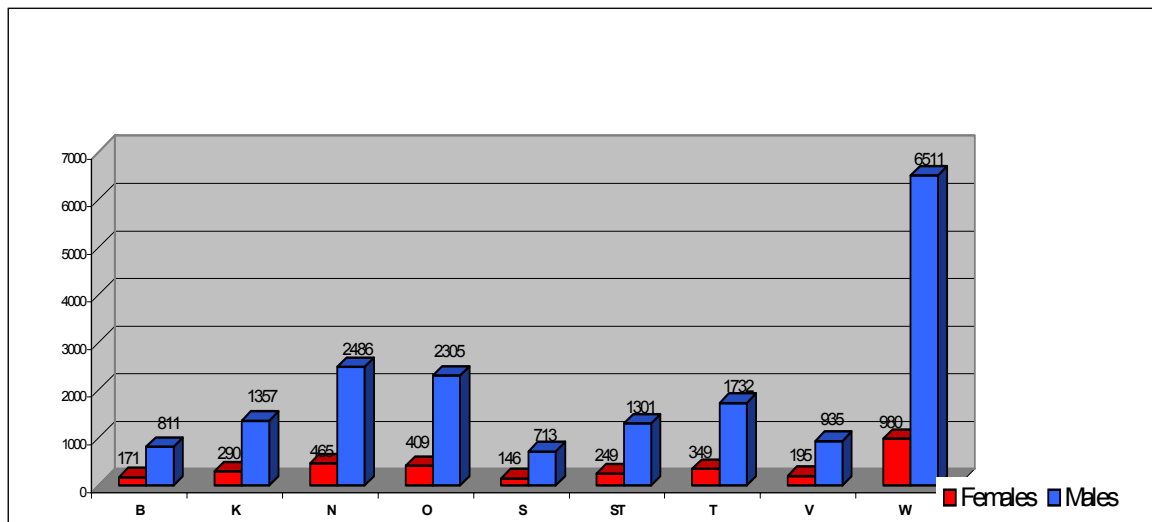


Burgenland 1998 - 2003
Narcotic Drugs Only



Total number of charges in terms of provinces Females/Males

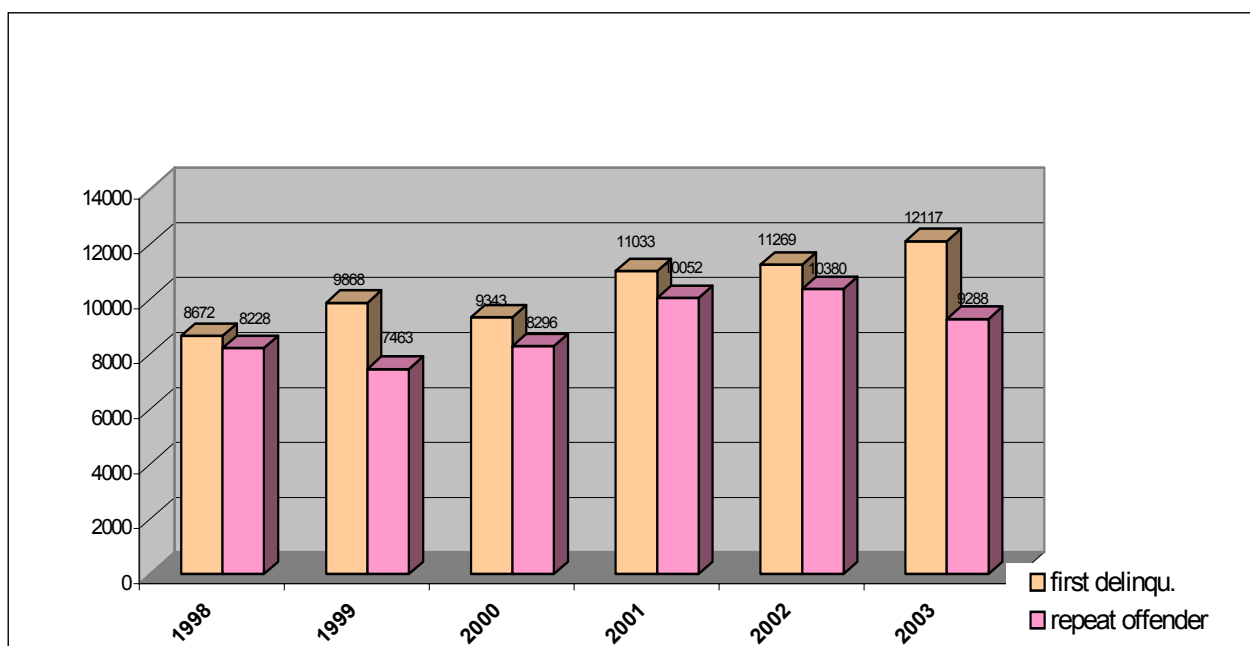
Province	Total 2002		Total 2003		Tendency	
	Females	Males	Females	Males	Females	Males
Burgenland	121	683	171	811	↑ 41.32 %	↑ 18.74 %
Carinthia	344	1,323	290	1,357	↓ -15.70 %	↑ 2.57 %
Lower Austria	551	2,726	465	2,486	↓ -15.61 %	↓ - 8.80 %
Upper Austria	449	2,545	409	2,305	↓ - 8.91 %	↓ - 9.43 %
Salzburg	244	1,126	146	713	↓ - 40.16 %	↓ - 36.68 %
Styria	331	1,559	249	1,301	↓ - 24.77 %	↓ - 16.55 %
Tyrol	434	1,783	349	1,732	↓ - 19.59 %	↓ - 2.86 %
Vorarlberg	206	1,046	195	935	↓ - 5.34 %	↓ - 10.61 %
Vienna	809	5,369	980	6,511	↑ 21.14 %	↑ 21.27 %
Total	3,489	18,160	3,254	18,151	↓ - 6.74 %	↓ - 0.05 %



Total number of charges in terms of provinces

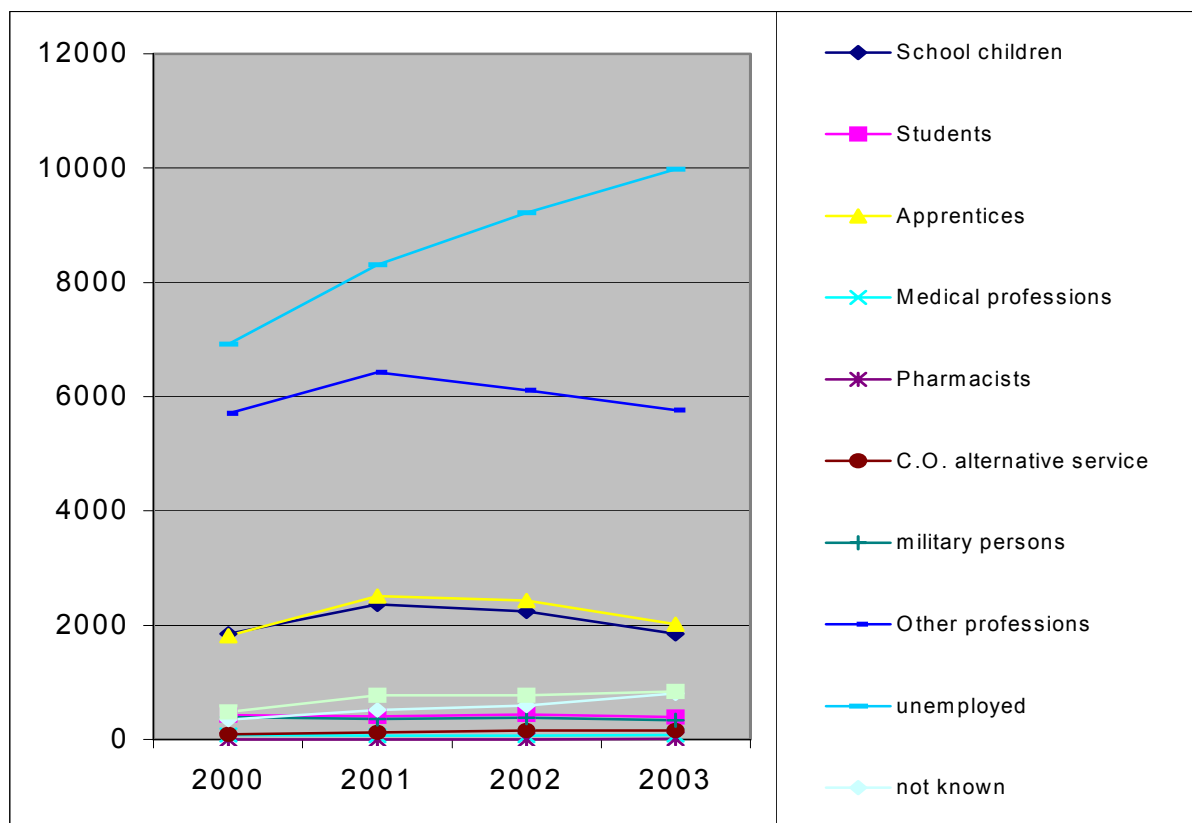
First delinquents - repeat offenders - unidentified suspects

Province	Total 2002			Total 2003			Tendency ↑↓		
	First delinqu.	Repeat offender	uniden- tified	First delinqu.	Repeat offender	uniden- tified	First delinqu.	Repeat offender	unidentified
Burgenland	224	580	4	358	624	3	↑ 59.82 %	↑ 7.59 %	↓ - 25.00 %
Carinthia	877	790	35	827	820	27	↓ - 5.70 %	↑ 3.80 %	↓ - 22.86 %
Lower Austria	1,373	1,904	75	1,494	1,457	101	↑ 8.81 %	↓ - 23.48 %	↑ 34.67 %
Upper Austria	1,444	1,550	66	1,337	1,377	77	↓ - 7.41 %	↓ - 11.16 %	↑ 16.67 %
Salzburg	659	711	15	456	403	16	↓ -30.80 %	↓ - 43.32 %	↑ 6.67 %
Styria	801	1,089	26	794	756	26	↓ - 0.87 %	↓ - 30.58 %	↑↓ 0 %
Tyrol	1,051	1,166	37	1,045	1,036	35	↓ - 0.57 %	↓ - 11.15 %	↓ - 5.41 %
Vorarlberg	574	678	14	635	495	21	↑ 10.63 %	↓ - 26.99 %	↑ 50.00 %
Vienna	4,266	1,912	501	5,171	2,320	534	↑ 21.21 %	↑ 21.34 %	↑ 6.59 %
Total	11,269	10,380	773	12,117	9,288	840	↑ 7.53 %	↓ - 10.52 %	↑ 8.67 %



Delinquency in terms of occupations

	2000		2001		2002		2003	
School children	1855	10.23%	2363	10.81%	2244	10.01%	1848	8.31 %
Students	423	2.33%	400	1.83%	437	1.95%	389	1.75 %
Apprentices	1818	10.03%	2512	11.49%	2437	10.87%	2018	9.07 %
Medical professions	80	0.44%	70	0.32%	71	0.32%	75	0.34 %
Pharmacists	2	0.02%	2	0.01%	3	0.01%	11	0.04 %
C.O. alternative service	88	0.49%	126	0.58%	157	0.70%	161	0.72 %
Military persons	395	2.18%	354	1.62%	379	1.69%	340	1.53 %
Other professions	5709	31.5%	6430	29.41%	6108	27.24%	5770	25.94 %
unemployed	6924	38.20%	8314	38.03%	9217	41.11%	9983	44.88 %
not known	345	1.9%	514	2.35%	596	2.65%	810	3.64 %
Unidentified suspects	486	2.68%	777	3.55%	773	3.45%	840	3.78 %
Total	18125	100%	21862	100%	22422	100%	22245	100 %



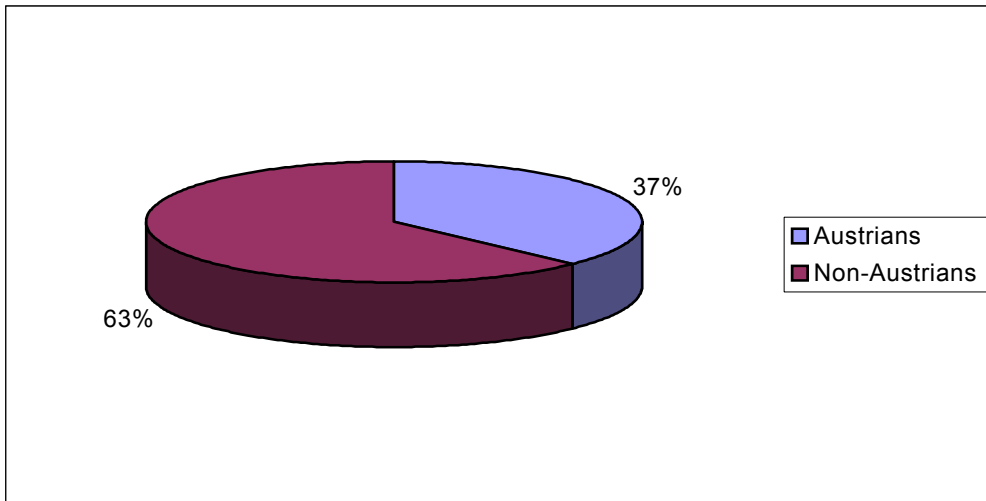
NON-AUSTRANS – Summary

Ranking of the number of charges – from 1 to 30

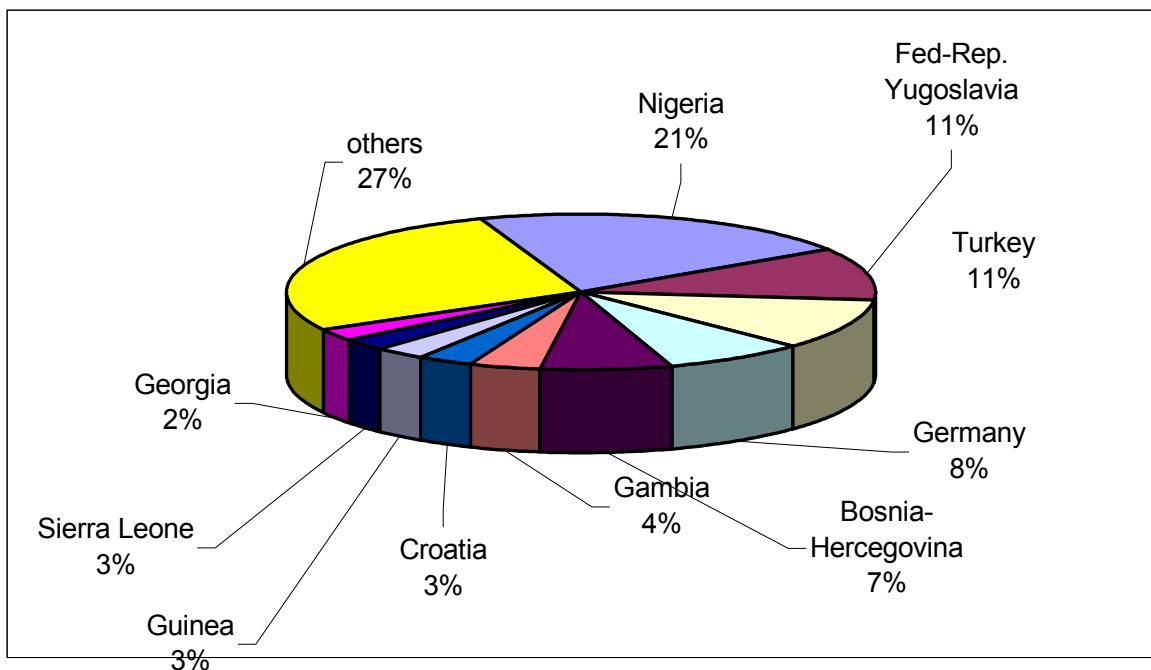
	Nations		Crimes	Misdemeanours	Total
1	Nigeria	(WAN)	372	707	1079
2	Fed.Rep. of Yugoslavia	(YU)	125	427	552
3	Turkey	(TR)	95	435	530
4	Germany	(D)	37	353	390
5	Bosnia-Hercegovina	(BIH)	57	304	361
6	Gambia	(WAG)	52	142	194
7	Croatia	(HR)	27	134	161
8	Guinea	(GN)	55	79	134
9	Sierra Leone	(WAL)	41	92	133
10	Georgia	(GE)	0	124	124
11	Switzerland	(CH)	0	110	110
12	Italy	(I)	7	99	106
13	Poland	(PL)	38	54	92
14	Liberia	(LB)	13	64	77
15	Stateless	(O)	9	65	74
16	Iran	(IR)	7	44	51
17	Netherlands	(NL)	8	38	46
18	Guinea-Bissau	(GNB)	19	27	46
19	Macedonia	(MAZ)	7	37	44
20	Romania	(RO)	7	36	43
21	Slovenia	(SLO)	17	24	41
22	Czech Republic	(CZ)	3	33	36
23	Hungary	(H)	6	26	32
24	Sudan	(SUD)	18	14	32
25	France	F	3	26	29
26	Portugal	P	8	20	28
27	Slovakia	(SK)	5	23	28
28	Côte d'Ivoire	(CI)	4	23	27
29	Russian Federation	(RUS)	2	23	25
30	Uganda	(EAU)	11	13	24

Arrests in the course of drug-related investigations 2003

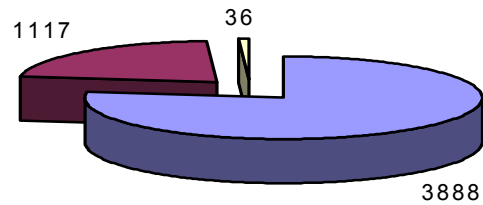
Arrests total: these include	Austrians	non-Austrians
2,983	1,111	1,872



Non-Austrians charged in 2003

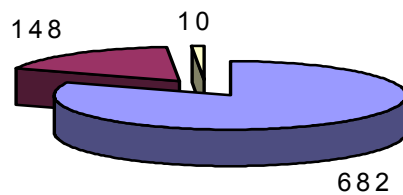


2003
Non-Austrians charged under sections 27-32 Narcotics Act



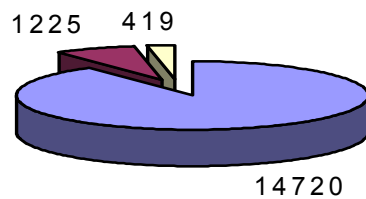
■ § 27 Narcotics Act
 ■ § 28 Narcotics Act
 ■ other criminal offences § 29-32 Narcotics Act

2003
Unidentified suspects charged with criminal offences under sections 27 - 32 Narcotics Act



■ § 27 Narcotics Act
■ § 28 Narcotics Act
■ other criminal offences § 29-32 Narcotics Act

2003
Austrians charged with criminal offences under sections 27 - 32 Narcotics Act



■ § 27 Narcotics Act
■ § 28 Narcotics Act
■ other criminal offences § 29-32 Narcotics Act

**OVERVIEW – NARCOTICS-CHARGES AND TYPES OF DRUGS
USED OR DEALT WITH**

IN TERMS OF PROVINCES

DRUG: CANNABIS HERB

<u>Province</u>	TOTAL	§ 28 Narc.Act	§ 27 Narc.Act	§ 29 Narc.Act	FIRST DELINQU.	REPEAT OFFENDER
BURGENLAND	848	42	806	0	287	561
CARINTHIA	1,422	66	1,356	0	698	709
LOWER AUSTRIA	1,879	166	1,713	0	781	1,077
UPPER AUSTRIA	1,624	108	1,516	0	671	922
SALZBURG	445	69	376	0	208	230
STYRIA	959	75	884	0	429	524
TYROL	1,282	48	1,234	0	532	737
VORARLBERG	959	148	811	0	507	437
VIENNA	2,429	307	2,122	0	1,270	990
<u>TOTAL</u>	11,847	1,029	10,818	0	5,383	6,187

First delinquents plus repeat offenders do not equal total sum, as unidentified suspects have not been included in these statistics.

**OVERVIEW – NARCOTICS-CHARGES AND TYPES OF DRUGS
USED OR DEALT WITH**

IN TERMS OF PROVINCES

DRUG: CANNABIS RESIN

Province	TOTAL	§ 28 Narc.Act	§ 27 Narc.Act	§ 29 Narc.Act	FIRST DELINQU.	REPEAT OFFENDER
BURGENLAND	194	20	174	0	84	107
CARINTHIA	481	36	445	0	247	233
LOWER AUSTRIA	524	62	462	0	292	226
UPPER AUSTRIA	1,228	133	1,095	0	634	575
SALZBURG	482	78	404	0	261	221
STYRIA	471	45	426	0	210	257
TYROL	1,008	67	941	0	558	440
VORARLBERG	244	50	194	0	138	102
VIENNA	856	67	789	0	661	151
<u>TOTAL</u>	5,488	558	4,930	0	3,085	2,312

First delinquents plus repeat offenders do not equal total sum, as unidentified suspects have not been included in these statistics.

**OVERVIEW – NARCOTICS-CHARGES AND TYPES OF DRUGS
USED OR DEALT WITH**

IN TERMS OF PROVINCES

DRUG: CANNABIS CONCENTRATE

<u>Province</u>	TOTAL	§ 28 Narc.Act	§ 27 Narc.Act	§ 29 Narc.Act	FIRST DELINQU.	REPEAT OFFENDER
BURGENLAND	1	1	0	0	1	0
CARINTHIA	4	2	2	0	2	2
LOWER AUSTRIA	3	2	1	0	1	2
UPPER AUSTRIA	5	1	4	0	2	3
SALZBURG	2	0	2	0	2	0
STYRIA	4	2	2	0	1	3
TYROL	3	1	2	0	0	3
VORARLBERG	1	0	1	0	1	0
VIENNA	4	2	2	0	3	0
<u>TOTAL</u>	27	11	16	0	13	13

First delinquents plus repeat offenders do not equal total sum, as unidentified suspects have not been included in these statistics.

**OVERVIEW – NARCOTICS-CHARGES AND TYPES OF DRUGS
USED OR DEALT WITH**

IN TERMS OF PROVINCES

DRUG: CANNABIS PLANTS

<u>Province</u>	TOTAL	§ 28 Narc.Act	§ 27 Narc.Act	§ 29 Narc.Act	FIRST DELINQU.	REPEAT OFFENDER
BURGENLAND	4	2	2	0	2	2
CARINTHIA	34	3	31	0	13	13
LOWER AUSTRIA	66	10	56	0	22	28
UPPER AUSTRIA	74	14	60	0	36	30
SALZBURG	31	6	25	0	7	19
STYRIA	45	13	32	0	21	18
TYROL	29	4	25	0	15	10
VORARLBERG	8	2	6	0	5	2
VIENNA	53	12	41	0	23	29
<u>TOTAL</u>	344	66	278	0	144	151

First delinquents plus repeat offenders do not equal total sum, as unidentified suspects have not been included in these statistics.

**OVERVIEW – NARCOTICS-CHARGES AND TYPES OF DRUGS
USED OR DEALT WITH**

IN TERMS OF PROVINCES

DRUG: POPPY STRAW

<u>Province</u>	TOTAL	§ 28 Narc.Act	§ 27 Narc.Act	§ 29 Narc.Act	FIRST DELINQU.	REPEAT OFFENDER
BURGENLAND	1	0	1	0	0	1
CARINTHIA	3	3	0	0	2	1
LOWER AUSTRIA	1	0	1	0	1	0
UPPER AUSTRIA	4	0	4	0	3	1
SALZBURG	2	2	0	0	2	0
STYRIA	3	0	3	0	3	0
TYROL	0	0	0	0	0	0
VORARLBERG	0	0	0	0	0	0
VIENNA	1	0	1	0	0	1
<u>TOTAL</u>	15	5	10	0	11	4

First delinquents plus repeat offenders do not equal total sum, as unidentified suspects have not been included in these statistics.

OVERVIEW – NARCOTICS-CHARGES AND TYPES OF DRUGS USED OR DEALT WITH

IN TERMS OF PROVINCES

DRUG: RAW OPIUM

Province	TOTAL	§ 28 Narc.Act	§ 27 Narc.Act	§ 29 Narc.Act	FIRST DELINQU.	REPEAT OFFENDER
BURGENLAND	0	0	0	0	0	0
CARINTHIA	2	0	2	0	2	0
LOWER AUSTRIA	3	0	3	0	1	2
UPPER AUSTRIA	7	3	4	0	6	1
SALZBURG	1	0	1	0	0	1
STYRIA	0	0	0	0	0	0
TYROL	1	1	0	0	1	0
VORARLBERG	3	3	0	0	3	0
VIENNA	9	2	7	0	8	0
<u>TOTAL</u>	26	9	17	0	21	4

First delinquents plus repeat offenders do not equal total sum, as unidentified suspects have not been included in these statistics.

**OVERVIEW – NARCOTICS-CHARGES AND TYPES OF DRUGS
USED OR DEALT WITH**

IN TERMS OF PROVINCES

DRUG: HEROIN

<u>Province</u>	TOTAL	§ 28 Narc.Act	§ 27 Narc.Act	§ 29 Narc.Act	FIRST DELINQU.	REPEAT OFFENDER
BURGENLAND	80	23	57	0	56	24
CARINTHIA	45	12	33	0	34	11
LOWER AUSTRIA	637	162	475	0	405	201
UPPER AUSTRIA	293	53	240	0	204	87
SALZBURG	74	29	45	0	60	14
STYRIA	499	80	419	0	335	159
TYROL	62	14	48	0	55	6
VORARLBERG	98	34	64	0	77	19
VIENNA	2,787	503	2,284	0	1,848	731
<u>TOTAL</u>	4,575	910	3,665	0	3,074	1,252

First delinquents plus repeat offenders do not equal total sum, as unidentified suspects have not been included in these statistics.

**OVERVIEW – NARCOTICS-CHARGES AND TYPES OF DRUGS
USED OR DEALT WITH**

IN TERMS OF PROVINCES

DRUG: ECSTASY

Province	TOTAL	§ 28 Narc.Act	§ 27 Narc.Act	§ 29 Narc.Act	FIRST DELINQU.	REPEAT OFFENDER
BURGENLAND	53	17	36	0	22	31
CARINTHIA	325	38	287	0	190	134
LOWER AUSTRIA	524	122	402	0	266	257
UPPER AUSTRIA	536	125	411	0	278	251
SALZBURG	215	79	136	0	114	100
STYRIA	205	51	154	0	93	111
TYROL	263	43	220	0	155	106
VORARLBERG	149	60	89	0	98	51
VIENNA	203	87	116	0	111	82
<u>TOTAL</u>	2,473	622	1,851	0	1,327	1,123

First delinquents plus repeat offenders do not equal total sum, as unidentified suspects have not been included in these statistics.

**OVERVIEW – NARCOTICS-CHARGES AND TYPES OF DRUGS
USED OR DEALT WITH**

IN TERMS OF PROVINCES

DRUG: MORPHINE

<u>Province</u>	TOTAL	§ 28 Narc.Act	§ 27 Narc.Act	§ 29 Narc.Act	FIRST DELINQU.	REPEAT OFFENDER
BURGENLAND	1	0	1	0	1	0
CARINTHIA	3	1	2	0	2	1
LOWER AUSTRIA	39	0	39	0	21	4
UPPER AUSTRIA	12	1	11	0	9	3
SALZBURG	4	0	4	0	4	0
STYRIA	3	0	3	0	2	0
TYROL	12	0	12	0	10	1
VORARLBERG	3	0	3	0	3	0
VIENNA	24	0	24	0	23	1
<u>TOTAL</u>	101	2	99	0	75	10

First delinquents plus repeat offenders do not equal total sum, as unidentified suspects have not been included in these statistics.

**OVERVIEW – NARCOTICS-CHARGES AND TYPES OF DRUGS
USED OR DEALT WITH**

IN TERMS OF PROVINCES

DRUG: COCAINE

<u>Province</u>	TOTAL	§ 28 Narc.Act	§ 27 Narc.Act	§ 29 Narc.Act	FIRST DELINQU.	REPEAT OFFENDER
BURGENLAND	75	27	48	0	50	25
CARINTHIA	172	50	122	0	115	56
LOWER AUSTRIA	618	191	427	0	356	224
UPPER AUSTRIA	364	97	267	0	229	128
SALZBURG	144	63	81	0	88	53
STYRIA	257	71	186	0	152	103
TYROL	237	66	171	0	151	83
VORARLBERG	291	109	182	0	214	76
Vienna	2,625	560	2,065	0	1,669	743
<u>TOTAL</u>	4.783	1.234	3.549	0	3.024	1.491

First delinquents plus repeat offenders do not equal total sum, as unidentified suspects have not been included in these statistics.

**OVERVIEW – NARCOTICS-CHARGES AND TYPES OF DRUGS
USED OR DEALT WITH**

IN TERMS OF PROVINCES

DRUG: CRACK

Province	TOTAL	§ 28 Narc.Act	§ 27 Narc.Act	§ 29 Narc.Act	FIRST DELINQU.	REPEAT OFFENDER
BURGENLAND	0	0	0	0	0	0
CARINTHIA	0	0	0	0	0	0
LOWER AUSTRIA	0	0	0	0	0	0
UPPER AUSTRIA	0	0	0	0	0	0
SALZBURG	0	0	0	0	0	0
STYRIA	1	0	1	0	0	1
TYROL	0	0	0	0	0	0
VORARLBERG	1	1	0	0	0	1
VIENNA	0	0	0	0	0	0
<u>TOTAL</u>	2	1	1	0	0	2

First delinquents plus repeat offenders do not equal total sum, as unidentified suspects have not been included in these statistics.

OVERVIEW – NARCOTICS-CHARGES AND TYPES OF DRUGS USED OR DEALT WITH

IN TERMS OF PROVINCES

DRUG: LSD-TRIPS

Province	TOTAL	§ 28 Narc.Act	§ 27 Narc.Act	§ 29 Narc.Act	FIRST DELINQU.	REPEAT OFFENDER
BURGENLAND	13	4	9	0	9	4
CARINTHIA	9	4	5	0	8	1
LOWER AUSTRIA	69	14	55	0	38	31
UPPER AUSTRIA	35	5	30	0	18	16
SALZBURG	5	1	4	0	3	2
STYRIA	40	13	27	0	32	8
TYROL	10	3	7	0	7	3
VORARLBERG	15	9	6	0	11	4
VIENNA	18	6	12	0	15	1
<u>TOTAL</u>	214	59	155	0	141	70

First delinquents plus repeat offenders do not equal total sum, as unidentified suspects have not been included in these statistics.

**OVERVIEW – NARCOTICS-CHARGES AND TYPES OF DRUGS
USED OR DEALT WITH**

IN TERMS OF PROVINCES

DRUG: AMPHETAMINE

<u>Province</u>	TOTAL	§ 28 Narc.Act	§ 27 Narc.Act	§ 29 Narc.Act	FIRST DELINQU.	REPEAT OFFENDER
BURGENLAND	78	22	56	0	32	46
CARINTHIA	67	17	50	0	46	21
LOWER AUSTRIA	424	118	306	0	215	207
UPPER AUSTRIA	494	101	393	0	269	216
SALZBURG	106	40	66	0	61	45
STYRIA	189	59	130	0	80	107
TYROL	23	7	16	0	9	13
VORARLBERG	54	21	33	0	39	15
Vienna	184	71	113	0	107	68
<u>TOTAL</u>	1.619	456	1.163	0	858	738

First delinquents plus repeat offenders do not equal total sum, as unidentified suspects have not been included in these statistics.

**OVERVIEW – NARCOTICS-CHARGES AND TYPES OF DRUGS
USED OR DEALT WITH**

IN TERMS OF PROVINCES

DRUG: METAMPHETAMINE

<u>Province</u>	TOTAL	§ 28 Narc.Act	§ 27 Narc.Act	§ 29 Narc.Act	FIRST DELINQU.	REPEAT OFFENDER
BURGENLAND	7	3	4	0	4	3
CARINTHIA	3	0	3	0	1	2
LOWER AUSTRIA	18	4	14	0	9	9
UPPER AUSTRIA	20	6	14	0	9	8
SALZBURG	17	2	15	0	12	5
STYRIA	21	4	17	0	12	8
TYROL	4	2	2	0	3	1
VORARLBERG	3	0	3	0	2	1
Vienna	15	5	10	0	10	5
<u>TOTAL</u>	108	26	82	0	62	42

First delinquents plus repeat offenders do not equal total sum, as unidentified suspects have not been included in these statistics.

**OVERVIEW – NARCOTICS-CHARGES AND TYPES OF DRUGS
USED OR DEALT WITH**

IN TERMS OF PROVINCES

Addictive Pharmaceuticals

<u>Province</u>	TOTAL	§ 28 Narc.Act	§ 27 Narc.Act	§ 29 Narc.Act	FIRST DELINQU.	REPEAT OFFENDER
BURGENLAND	8	3	5	0	6	2
CARINTHIA	38	1	37	0	33	5
LOWER AUSTRIA	112	5	107	0	85	26
UPPER AUSTRIA	43	11	32	0	39	3
SALZBURG	30	1	29	0	23	7
STYRIA	62	9	53	0	42	20
TYROL	64	1	63	0	56	4
VORARLBERG	32	5	27	0	31	1
VIENNA	483	16	467	0	419	56
<u>TOTAL</u>	872	52	820	0	734	124

First delinquents plus repeat offenders do not equal total sum, as unidentified suspects have not been included in these statistics.

**OVERVIEW – NARCOTICS-CHARGES AND TYPES OF DRUGS
USED OR DEALT WITH**

IN TERMS OF PROVINCES

OTHER DRUGS

<u>Province</u>	TOTAL	§ 28 Narc.Act	§ 27 Narc.Act	§ 29 Narc.Act	FIRST DELINQU.	REPEAT OFFENDER
BURGENLAND	7	3	4	0	5	2
CARINTHIA	55	11	44	0	32	23
LOWER AUSTRIA	53	11	42	0	32	20
UPPER AUSTRIA	57	9	48	0	21	35
SALZBURG	26	6	20	0	19	7
STYRIA	25	6	19	0	14	11
TYROL	22	0	22	0	11	11
VORARLBERG	24	11	13	0	17	5
VIENNA	51	10	41	0	36	10
<u>TOTAL</u>	320	67	253	0	187	124

First delinquents plus repeat offenders do not equal total sum, as unidentified suspects have not been included in these statistics.

**OVERVIEW – NARCOTICS-CHARGES AND TYPES OF DRUGS
USED OR DEALT WITH**

IN TERMS OF PROVINCES

DRUG: SUBSTANCE I

<u>Province</u>	TOTAL	§ 31 Narc.Act	§ 30 Narc.Act	FIRST DELINQU.	REPEAT OFFENDER
BURGENLAND	0	0	0	0	0
CARINTHIA	0	0	0	0	0
LOWER AUSTRIA	0	0	0	0	0
UPPER AUSTRIA	1	0	1	1	0
SALZBURG	0	0	0	0	0
STYRIA	0	0	0	0	0
TYROL	1	0	1	1	0
VORARLBERG	0	0	0	0	0
VIENNA	0	0	0	0	0
<u>TOTAL</u>	2	0	2	2	0

First delinquents plus repeat offenders do not equal total sum, as unidentified suspects have not been included in these statistics.

**OVERVIEW – NARCOTICS-CHARGES AND TYPES OF DRUGS
USED OR DEALT WITH**

IN TERMS OF PROVINCES

DRUG: SUBSTANCE II

<u>Province</u>	TOTAL	§ 31 Narc.Act	§ 30 Narc.Act	FIRST DELINQU.	REPEAT OFFENDER
BURGENLAND	0	0	0	0	0
CARINTHIA	0	0	0	0	0
LOWER AUSTRIA	1	0	1	1	0
UPPER AUSTRIA	2	0	2	2	0
SALZBURG	0	0	0	0	0
STYRIA	0	0	0	0	0
TYROL	1	0	1	1	0
VORARLBERG	2	0	2	0	2
VIENNA	3	0	3	1	1
<u>TOTAL</u>	9	0	9	5	3

First delinquents plus repeat offenders do not equal total sum, as unidentified suspects have not been included in these statistics.

**OVERVIEW – NARCOTICS-CHARGES AND TYPES OF DRUGS
USED OR DEALT WITH**

IN TERMS OF PROVINCES

PHARMACEUTICALS containing PSYCHOTROPIC SUBSTANCES
acc.to Annex 1 of the Regulation

<u>Province</u>	TOTAL	§ 31 Narc.Act	§ 30 Narc.Act	FIRST DELINQU.	REPEAT OFFENDER
BURGENLAND	1	0	1	1	0
CARINTHIA	8	0	8	7	0
LOWER AUSTRIA	29	0	29	24	5
UPPER AUSTRIA	6	0	6	4	2
SALZBURG	4	0	4	4	0
STYRIA	1	0	1	1	0
TYROL	10	0	10	9	1
VORARLBERG	3	0	3	1	1
VIENNA	280	13	267	258	17
<u>TOTAL</u>	342	13	329	309	26

First delinquents plus repeat offenders do not equal total sum, as unidentified suspects have not been included in these statistics.

**OVERVIEW – NARCOTICS-CHARGES AND TYPES OF DRUGS
USED OR DEALT WITH**

IN TERMS OF PROVINCES

DRUG: PHARMACEUTICALS containing PSYCHOTROPIC SUBSTANCES
acc.to Annex 2 of the Regulation

<u>Province</u>	TOTAL	§ 31 Narc.Act	§ 30 Narc.Act	FIRST DELINQU.	REPEAT OFFENDER
BURGENLAND	1	0	1	1	0
CARINTHIA	18	0	18	16	2
LOWER AUSTRIA	18	1	17	17	1
UPPER AUSTRIA	4	0	4	3	1
SALZBURG	7	0	7	6	1
STYRIA	4	0	4	4	0
TYROL	19	0	19	16	2
VORARLBERG	2	0	2	0	0
VIENNA	188	6	182	169	15
<u>TOTAL</u>	261	7	254	232	22

First delinquents plus repeat offenders do not equal total sum, as unidentified suspects have not been included in these statistics.

**OVERVIEW – NARCOTICS-CHARGES AND TYPES OF DRUGS
USED OR DEALT WITH**

IN TERMS OF PROVINCES

PRECURSORS CATEGORY I

<u>Province</u>	TOTAL	§ 32 Narc.Act	FIRST DELINQU.	REPEAT OFFENDER
BURGENLAND	0	0	0	0
CARINTHIA	0	0	0	0
LOWER AUSTRIA	0	0	0	0
UPPER AUSTRIA	0	0	0	0
SALZBURG	0	0	0	0
STYRIA	2	2	0	2
TYROL	0	0	0	0
VORARLBERG	0	0	0	0
VIENNA	2	2	2	0
<u>TOTAL</u>	4	4	2	2

First delinquents plus repeat offenders do not equal total sum, as unidentified suspects have not been included in these statistics.

**OVERVIEW – NARCOTICS-CHARGES AND TYPES OF DRUGS
USED OR DEALT WITH**

IN TERMS OF PROVINCES

PRECURSORS CATEGORY III

<u>Province</u>	TOTAL	§ 32 Narc.Act	FIRST DELINQU.	REPEAT OFFENDER
BURGENLAND	0	0	0	0
CARINTHIA	0	0	0	0
LOWER AUSTRIA	0	0	0	0
UPPER AUSTRIA	0	0	0	0
SALZBURG	0	0	0	0
STYRIA	0	0	0	0
TYROL	0	0	0	0
VORARLBERG	0	0	0	0
VIENNA	1	1	1	0
<u>TOTAL</u>	1	1	1	0

First delinquents plus repeat offenders do not equal total sum, as unidentified suspects have not been included in these statistics.

SEIZURES

Total quantities seized/
number of seizures

AUSTRIA

Substance	Quantity 2002	Number 2002	Quantity 2003	Number 2003
Narcotic Drugs				
Cannabis herb	450,289.58g	3271	553,263.34g	3734
Cannabis resin	133,209.46g	1843	239,144.24g	1473
Cannabis concentrate	1,919.99g	12	6,449.85g	11
Cannabis plants	157,643.22g	168	127,045.54g	204
Poppy straw	9,771.56g	6	2,521.14g	8
Opium, raw	25,160.90g	6	11,948.40g	4
Heroin	59,473.95g	836	42,875.63g	1263
Ecstasy	383,451 Pills	308	422,103 Pills	276
Morphine and derivates	280.60g	23	79.82g	18
Cocaine	36,896.14g	863	58,305.67g	1271
Crack	0	0	0	0
LSD-Trips	851 Pills	20	298 Pills	33
Amphetamine	9,392.52g	202	54,165.79g	294
Metamphetamine	99.13g	37	140.37g	27
Addictive pharmaceuticals	3,919 Pills	392	10,826.5 Pills	445
Other	6,042.32g	139	1,780.84g	84
Psychotropic Substances				
Substance acc.to Annex 1 PS-Reg.	0	0	2.00g	1
Substance acc.to Annex 2 PS-Reg.	0	0	147.98g	5
Pharmaceutical acc.to Annex 1 PS-Reg.	13,957 Pills	291	6,628.5 Pills	247
Pharmaceutical acc.to Annex 2 PS-Reg.	6,124 Pills	224	9,020.5 Pills	185
Precursors				
Category I	240,000.00g	1	20,000.00g	1
Category III	1,000.00g	1	5,000.00g	1

SEIZURES

Total quantities seized/
number of seizures

B u r g e n l a n d

Substance	Quantity 2002	Number 2002	Quantity 2003	Number 2003
Drugs				
Cannabis herb	107,694.87g	172	4,949.07g	149
Cannabis resin	619.63g	33	108.38g	27
Cannabis concentrate	1,451.50g	1	0	0
Cannabis plants	4.49g	2	10.40g	2
Poppy straw	525.00g	1	0	0
Opium, raw	0	0	0	0
Heroin	515.34g	4	3.10g	5
Ecstasy	25 pills	3	15,334.5 pills	8
Morphine and Derivates	215.00g	3	0	0
Cocaine	105.40g	3	3.90g	5
Crack	0	0	0	0
LSD-Trips	0	0	5 pills	2
Amphetamine	7.90g	5	16.65g	14
Metamphetamine	0	0	0	0
Addictive pharmaceuticals	0	0	2 pills	1
Other	8.40g	1	0.80g	1
Psychotropic substances				
Substance acc.to Annex 1 PS-Reg.	0	0	0	0
Substance acc.to Annex 2 PS-Reg.	0	0	0	0
Pharmaceuticals acc.to Annex 1 PS-Reg.	2 pills	1	0	0
Pharmaceuticals acc.to Annex 2 PS-Reg.	60 pills	1	0	0
Precursors				
Category I	0	0	0	0
Category III	0	0	0	0

SEIZURES

Total quantities seized/
number of seizures

Carinthia

Substance	Quantity 2002	Number 2002	Quantity 2003	Number 2003
Drugs				
Cannabis herb	46,416.50g	206	25,636.38g	259
Cannabis resin	1,628.11g	68	314.37g	41
Cannabis concentrate	0	0	4,999.15g	3
Cannabis plants	8,178.80g	9	2,499.33g	10
Poppy straw	289.46g	1	405.64g	2
Opium, raw	0	0	0	0
Heroin	26,19g	12	21.24g	3
Ecstasy	3.497,5 pills	13	1,048.5 pills	17
Morphine and Derivates	0	0	0	0
Cocaine	303.14g	13	855.11g	16
Crack	0	0	0	0
LSD-Trips	0	0	4 pills	3
Amphetamine	0	0	252.80g	4
Metamphetamine	0	0	0	0
Addictive pharmaceuticals	277.5 pills	7	0	0
Other	346.17g	13	110.78g	7
Psychotropic substances				
Substances acc.to Annex 1 PS-Reg.	0	0	0	0
Substances acc.to Annex 2 PS-Reg.	0	0	0	0
Pharmaceuticals acc.to Annex 1 PS-Reg.	20 pills	1	0	0
Pharmaceuticals acc.to Annex 2 PS-Reg.	160 pills	4	8.5 pills	1
Precursors				
Category I	0	0	0	0
Category III	0	0	0	0

SEIZURES

Total quantities seized/
number of seizures

Lower Austria

Substance	Quantity 2002	Number 2002	Quantity 2003	Number 2003
Drugs				
Cannabis herb	84,846.63g	379	243,061.83g	361
Cannabis resin	14,900.97g	117	23,865.13g	90
Cannabis concentrate	7.19g	3	912.00g	2
Cannabis plants	35,759.18g	32	24,031.64g	46
Poppy straw	0	0	1,055.00g	1
Opium, raw	0	0	13.00g	1
Heroin	4,563.71g	36	12,847.65g	64
Ecstasy	309,036 pills	41	47,532 pills	25
Morphine and Derivates	9.85g	4	60.52g	10
Cocaine	7,767.22g	45	17,828.75g	67
Crack	0	0	0	0
LSD-Trips	5 pills	3	42 pills	7
Amphetamine	2,289.46g	35	434.48g	42
Metamphetamine	8.33g	5	1.33g	3
Addictive pharmaceuticals	79 pills	18	260 pills	24
Other	159.04g	17	80.98g	14
Psychotropic substances				
Substances acc.to Annex 1 PS-Reg.	0	0	0	0
Substances acc.to Annex 2 PS-Reg.	0	0	20.38g	1
Pharmaceuticals acc.to Annex 1 PS-Reg.	222.5 pills	10	13 pills	3
Pharmaceuticals acc.to Annex 2 PS-Reg.	123 pills	9	4,497 pills	5
Precursors				
Category I	240,000.00g	1	0	0
Category III	0	0	0	0

SEIZURES

Total quantities seized/
number of seizures

Upper Austria

Substances	Quantity 2002	Number 2002	Quantity 2003	Number 2003
Drugs				
Cannabis herb	40,134.38g	432	46,907.22g	486
Cannabis resin	18,042.80g	308	106,312.65g	241
Cannabis concentrate	208.30g	2	0	0
Cannabis plants	11,572.40g	31	12,769.75g	43
Poppy straw	0	0	26.30g	3
Opium, raw	0.40g	1	0	0
Heroin	862.59g	33	1,078.90g	43
Ecstasy	10,441 pills	56	4,696.5 pills	63
Morphine and Derivates	13.03g	2	0,50g	2
Cocaine	4,218.31g	72	1,516.28g	63
Crack	0	0	0	0
LSD-Trips	41 pills	3	105 pills	5
Amphetamine	4,429.02g	72	1,623.35g	100
Metamphetamine	53.96g	9	30.95g	11
Addictive pharmaceuticals	20 pills	2	3,522.5 pills	13
Other	179.69g	30	545.80g	15
Psychotropic substances				
Substances acc.to Annex 1 PS-Reg.	0	0	0	0
Substances acc.to Annex 2 PS-Reg.	0	0	0	0
Pharmaceuticals acc.to Annex 1 PS-Reg.	0	0	41 pills	1
Pharmaceuticals acc.to Annex 2 PS-Reg.	2 pills	1	331 pills	1
Precursors				
Category I	0	0	0	0
Category III	0	0	0	0

SEIZURES

Total quantities seized/
number of seizures

S a l z b u r g

Substances	Quantity 2002	Number 2002	Quantity 2003	Number 2003
Drugs				
Cannabis herb	5,158.55g	112	23,220.84g	103
Cannabis resin	10,347.30g	145	3,757.73g	92
Cannabis concentrate	250.10g	2	0	0
Cannabis plants	1.582.00g	14	2,645.92g	15
Poppy straw	8,832.00g	2	1,030.00g	1
Opium, raw	25,000.00g	1	0	0
Heroin	218.80g	16	404.50g	12
Ecstasy	7,677.5 pills	27	31,246.5 pills	21
Morphine and Derivates	9.90g	2	0	0
Cocaine	1,451.10g	18	317.90g	19
Crack	0	0	0	0
LSD-Trips	10 pills	1	0	0
Amphetamine	537.30g	7	135,00g	12
Metamphetamine	14.33g	5	2,90g	2
Addictive pharmaceuticals	37 pills	8	248 pills	12
Other	108.00g	13	151,20g	7
Psychotropic substances				
Substances acc.to Annex 1 PS-Reg.	0	0	0	0
Substances acc.to Annex 2 PS-Reg.	0	0	0	0
Pharmaceuticals acc.to Annex 1 PS-Reg.	0	0	23 pills	3
Pharmaceuticals acc.to Annex 2 PS-Reg.	0	0	118 pills	7
Precursors				
Category I	0	0	0	0
Category III	0	0	0	0

SEIZURES

Total quantities seized/
number of seizures

Styria

Substances	Quantity 2002	Number 2002	Quantity 2003	Number 2003
Drugs				
Cannabis herb	77,818.56g	231	48,412.38g	224
Cannabis resin	506.65g	72	955.55g	57
Cannabis concentrate	0.20g	1	1.00g	1
Cannabis plants	49,965.00g	23	14,396.20g	28
Poppy straw	125,00g	1	0	0
Opium, raw	0	0	0	0
Heroin	4,864.50g	80	2,460.42g	45
Ecstasy	5,374.5 pills	18	24,684 pills	18
Morphine and Derivates	0,40g	2	15.00g	1
Cocaine	458.85g	27	7,629.78g	22
Crack	0	0	0	0
LSD-Trips	8 pills	4	4 pills	3
Amphetamine	1,017.83g	12	42,843.66g	21
Metamphetamine	4.90g	3	23.49g	1
Addictive pharmaceuticals	69 pills	4	249 pills	6
Other	55.40g	9	574.00g	4
Psychotropic substances				
Substances acc.to Annex 1 PS-Reg.	0	0	0	0
Substances acc.to Annex 2 PS-Reg.	0	0	0	0
Pharmaceuticals acc.to Annex 1 PS-Reg.	0	0	0	0
Pharmaceuticals acc.to Annex 2 PS-Reg.	9 pills	1	0	0
Precursors				
Category I	0	0	20,000.00g	1
Category III	0	0	0	0

SEIZURES

Total quantities seized/
number of seizures

T y r o l

Substances	Quantity 2002	Number 2002	Quantity 2003	Number 2003
Drugs				
Cannabis herb	14,749.36g	304	13,307.13g	326
Cannabis resin	58,904.76g	245	7.890,87g	244
Cannabis concentrate	0	0	502.00g	2
Cannabis plants	3,622.00g	22	11,145.28g	19
Poppy straw	0	0	0	0
Opium, raw	0	0	0	0
Heroin	1,777.24g	17	24.25g	13
Ecstasy	802 pills	42	22,881.5 pills	38
Morphine and Derivates	0.92g	2	0.60g	2
Cocaine	1,934.73g	31	5,009.81g	47
Crack	0	0	0	0
LSD-Trips	10 pills	4	19 pills	3
Amphetamine	4.91g	6	366.05g	9
Metamphetamine	2.61g	3	15.90g	3
Addictive pharmaceuticals	8.5 pills	7	130 pills	14
Other	140.90g	14	98.58g	10
Psychotropic substances				
Substances acc.to Annex 1 PS-Reg.	0	0	2.00g	1
Substances acc.to Annex 2 PS-Reg.	0	0	6.00g	1
Pharmaceuticals acc.to Annex 1 PS-Reg.	179 pills	6	58 pills	8
Pharmaceuticals acc.to Annex 2 PS-Reg.	333 pills	10	270 pills	17
Precursors				
Category I	0	0	0	0
Category III	0	0	0	0

SEIZURES

Total quantities seized/
number of seizures

Vorarlberg

Substances	Quantity 2002	Number 2002	Quantity 2003	Number 2003
Drugs				
Cannabis herb	19,956.89g	445	20,664.97g	384
Cannabis resin	2,248.70g	85	1,112.40g	71
Cannabis concentrate	0.20g	1	0	0
Cannabis plants	74.80g	3	1,931.00g	4
Poppy straw	0	0	0	0
Opium, raw	0	0	0	0
Heroin	2,066.55g	18	846.10g	24
Ecstasy	624.5 pills	18	6,796 pills	20
Morphine and Derivates	0.50g	1	0	0
Cocaine	518,50g	45	1,947.40g	41
Crack	0	0	0	0
LSD-Trips	8 pills	1	0	0
Amphetamine	4.80g	7	831.40g	11
Metamphetamine	0.70g	1	17.80g	1
Addictive pharmaceuticals	57 pills	2	48.5 pills	8
Other	4,500.52g	16	95.50g	7
Psychotropic substances				
Substances acc.to Annex 1 PS-Reg.	0	0	0	0
Substances acc.to Annex 2 PS-Reg.	0	0	0	0
Pharmaceuticals acc.to Annex 1 PS-Reg.	0	0	66 pills	1
Pharmaceuticals acc.to Annex 2 PS-Reg.	0	0	83 pills	2
Precursors				
Category I	0	0	0	0
Category III	0	0	0	0

SEIZURES

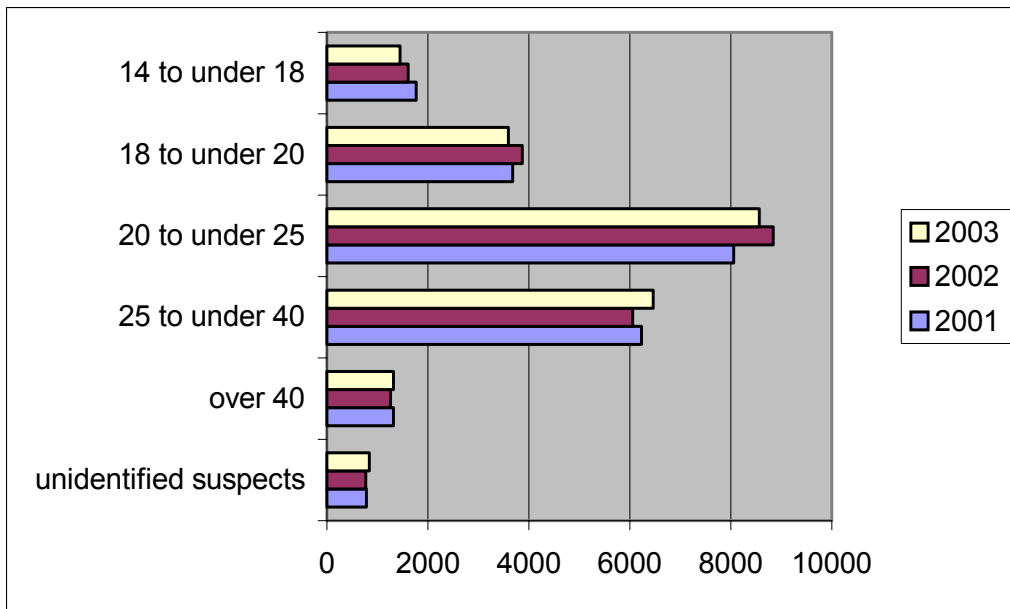
Total quantities seized/
number of seizures

Vienna

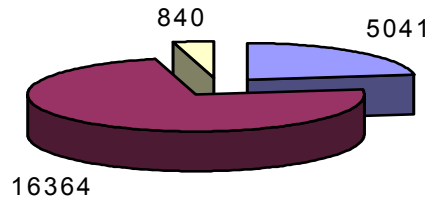
Substances	Quantity 2002	Number 2002	Quantity 2003	Number 2003
Drugs				
Cannabis herb	53,513.84g	990	127,103.52g	1442
Cannabis resin	26,010.54g	770	94,827.16g	610
Cannabis concentrate	2.50g	2	35.70g	3
Cannabis plants	46,884.55g	32	57,616.02g	37
Poppy straw	0.10g	1	4.20g	1
Opium, raw	160.50g	4	11,935.40g	3
Heroin	44,579.03g	620	25,189.47g	1054
Ecstasy	45,973 pills	90	267,883.5 pills	66
Morphine and Derivates	31.00g	7	3.20g	3
Cocaine	20,138.89g	609	23,196.74g	991
Crack	0	0	0	0
LSD-Trips	769 pills	4	119 pills	10
Amphetamine	1,101.30g	58	7,662.40g	81
Metamphetamine	14.30g	11	48.00g	6
Addictive pharmaceuticals	3,371 pills	344	6,366.5 pills	367
Other	544.20g	26	123.20g	19
Psychotropic substances				
Substances acc.to Annex 1 PS-Reg.	0	0	0	0
Substances acc.to Annex 2 PS-Reg.	0	0	121.60g	3
Pharmaceuticals acc.to Annex 1 PS-Reg.	13,533.5 pills	273	6,427.5 pills	231
Pharmaceuticals acc.to Annex 2 PS-Reg.	5,437 pills	198	3,713 pills	152
Precursors				
Category I	0	0	0	0
Category III	1,000.00g	1	5,000.00g	1

AGE GROUPS

	2001		2002		2003	
	Sum	%	Sum	%		
Under 14	3	.0	2	.0	4	.0
14 to under 18	1772	8.1	1615	7.2	1451	6.5
18 to under 20	3687	16.9	3865	17.3	3595	16.2
20 to under 25	8059	36.9	8847	39.5	8566	38.5
25 to under 40	6238	28.5	6055	27.0	6469	29.1
over 40	1326	6.1	1265	5.6	1320	5.9
Unidentified suspects	777	3.6	773	3.4	840	3.8

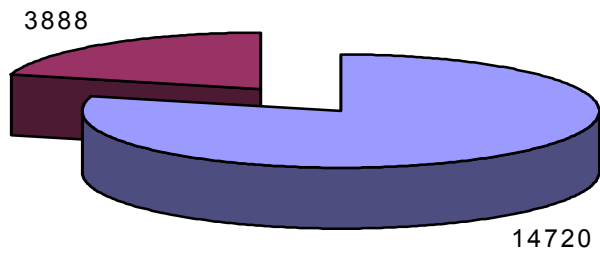


2003
Total number of charges (includes Austrians, Non-Austrians, and unidentified suspects)



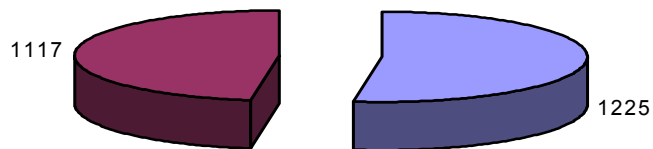
■ Non-Austrians ■ Austrians ■ unidentified suspects

Criminal offences pursuant to § 27 Narcotics Act



■ Austrians ■ Non-Austrians

Criminal offences pursuant to § 28 Narcotics Act



■ Austrians ■ Non-Austrians

REPORTS BY LAW ENFORCEMENT AUTHORITIES AND AGENCIES

Broken down by reports for violation of the Narcotics Act in terms of individual law enforcement agencies (in relation to identified suspects)

		<u>2002</u>	<u>2003</u>
BURGENLAND	TOTAL	808 (5*)	985 (1*)
BPD ¹		41	58
LGK ²		767	927
CARINTHIA	TOTAL	1702 (7*)	1674 (8*)
BPD		450	421
LGK		1252	1253
LOWER AUSTRIA	TOTAL	3352 (40*)	3052 (39*)
BPD		349	339
LGK		3003	2713
UPPER AUSTRIA	TOTAL	3060 (98*)	2791 (26*)
BPD		881	815
LGK		2179	1976
SALZBURG	TOTAL	1385 (12*)	875 (8*)
BPD		543	305
LGK		842	570
STYRIA	TOTAL	1916 (32*)	1576 (9*)
BPD		695	656
LGK		1221	920
TYROL	TOTAL	2254 (64*)	2116 (48*)
BPD		450	452
LGK		1804	1664
VORARLBERG	TOTAL	1266 (416*)	1151 (277*)
LGK		1266	1151
VIENNA	TOTAL	6679 (7*)	8025 (2*)
BPD		6679	8025

¹ Bundespolizeidirektion = Federal Police Directorate

² Landesgendarmeriekommando = Provincial Gendarmery Command

• (*) = seizures by customs authorities included